



# WELCOME ABOARD PACKAGE 2024

Fleet & Family Support Center  
Relocation Program  
FFSCSasebo@us.navy.mil  
252-3372  
Updated JAN 2024

---

---

**Table of Contents**

Informational Websites .....	4
Fleet and Family Support Center Resources .....	5
Moving Checklist – Pre-Arrival to Sasebo Checklist .....	6
Moving Checklist – Arrival to Sasebo Checklist .....	8
Expected Initial Costs of Moving to Sasebo.....	10
Pet Information – Need to Know .....	11
Pet Checklist for Import into Japan from the USA .....	11
Sasebo Veterinary Treatment Facility .....	12
Off-Base Veterinary Clinics.....	14
Common Health Concerns for Pets in Japan .....	16
What to Do At the Airport (s) .....	17
Area Orientation Brief (AOB) & Intercultural Relations (ICR) Class.....	18
AOB Schedule: .....	18
CYP Childcare .....	19
DODEA General Information Sasebo, Japan .....	20
School Registration Information Sasebo, Japan .....	20
DODEA Online Registration.....	22
Youth Sponsorship Program .....	23
Intercultural Relations .....	24
Intercultural Relations How to Present a Positive Image to our Japanese Hosts .....	24
Eating and Dining In Japan .....	25
Maps of Commander Fleet Activities Sasebo .....	28
Housing Information .....	30
Eligibility for Military Family Housing .....	33
Temporary Lodging Allowance (TLA). .....	34
Temporary Quarters Subsistence Allowance (TQSA).....	34
How To Apply For Base Housing .....	35
Pets.....	37
Unaccompanied Housing (UH) Division .....	38
Housing FAQs .....	39
CFAS Transportation Services .....	41
CFAS Religious Ministries .....	45
CFAS Emergency Management Department .....	47
FFSC Family Employment Readiness Program (FERP) Resources .....	50
Connect with your Command Ombudsman and Family Readiness Group.....	53
Navy Marine Corps Relief Society.....	55
Red Cross .....	56
Safety Department: Driving In Japan .....	58
Obtaining a License: .....	58
USO .....	58
Women, Infants and Children (WIC) Overseas.....	58

Congratulations on your orders to Sasebo, Japan!

While the idea of moving to a new location can be overwhelming, this Welcome Aboard Package contains a wealth of information to help your relocation and is designed to answer many of your questions. Look through the provided material and suggested websites to help familiarize yourself (and your family) with your new home. Using all your resources can help reduce culture shock and stress, keeping your morale high during the first few weeks of your arrival and throughout your time in Sasebo to make this a tour you enjoy!

If you have not already done so, please visit your local Fleet and Family Support Center (FFSC). They can provide you with information on travel pay, entitlements, and allowances, arranging a successful move, and vacating your government quarters. We are all here to help with every aspect of your relocation so please do not hesitate to contact us if you have additional questions regarding your new assignment to Sasebo!

Those with families are encouraged to make reservations in advance with the Navy Lodge. The next day, it is important to check into your command and their respective admin departments. Once there your command can provide guidance and escort to the various locations on base that you must visit.

Below are items that each member should try to complete within the first 72 hours.

- Confirm seat reservation for Area Orientation Brief / Intercultural Relations (AOB/ICR)
- Check into the Housing Service Center to make an appointment
- Visit Personal Property Office
- Visit Tricare Benefits Coordinator

Again, congratulations and we will see you soon!

V/R,

The Relocation Team  
Fleet and Family Support Center  
Commander Fleet Activities Sasebo Japan  
[FFSCSasebo@us.navy.mil](mailto:FFSCSasebo@us.navy.mil)  
PSC 476 BOX 62  
FPO AP 96322-0001  
DSN: 252-FFSC (3372)  
USA: 011-81-956-50-3372  
JAPAN: 0956-50-3372

## **Informational Websites**

### **Commander Fleet Activities, Sasebo (CFAS):**

CNIC Sasebo webpage: <https://cnrj.cnmc.navy.mil/Installations/CFA-Sasebo/>

*The official website of Commander Fleet Activities, Sasebo*

CFAS Facebook page: <https://www.facebook.com/CFASasebo>

*Find out about what events and important information*

Fleet and Family Support Center, Sasebo Facebook page: <https://www.facebook.com/ffscsasebo>

Sasebo Housing Services Center Facebook page: <https://www.facebook.com/cfashousing>

American Forces Network (AFN) Sasebo Facebook page: <http://www.facebook.com/afnsasebopage>

*Follow what is happening on CFAS*

### **Sasebo and Japan:**

*Sasebo is in the Nagasaki prefecture, located on Kyushu Island*

Sasebo Convention and Visitor's Association: <http://www.sasebo99.com/english/>

*English website about tourist attractions in Sasebo, Japan*

Japan National Tourism Organization: <http://www.jnto.go.jp/eng/location/regional/nagasaki/index.html>

*Cultural and tourist information about Japan*

Web Sasebo City: Welcome to Sasebo on YouTube:

[http://www.youtube.com/watch?v=KalIPdctZQw&feature=player\\_embedded](http://www.youtube.com/watch?v=KalIPdctZQw&feature=player_embedded)

*Explore Sasebo*

### **PCS and Relocation:**

Military OneSource:

<https://www.militaryonesource.mil/moving-housing/moving/pcs-and-military-moves/>

*Explore all the resources and tools available to you during your PCS!*

## **Fleet and Family Support Center Resources**

For information about a specific class, the monthly schedule, or to register, please call 252-FFSC (3372) or e-mail FFSC at FFSCSasebo@us.navy.mil.

### **Work and Family Life Programs**

Deployment Readiness  
 Exceptional Family Member Program (EFMP)  
 Family Readiness Group (FRG) Training  
 Ombudsman Training  
 Pre-Deployment & Mid-Deployment  
 Return and Reunion

Family Employment Readiness Program (FERP)  
 Steps to Federal Employment  
 Career Support Retention  
 Resume Writing / Interview Techniques  
 Transition Assistance Program (TAP)  
 VA Benefit Information

Life Skills Education  
 Babysitting Workshop  
 Meyers Briggs Type Indicator (MBTI)  
 Personality Assessment  
 Pre-Marital Workshop  
 Stress Management  
 Teaching English to Japanese

Personal Finance Management (PFM)  
 Command Financial Specialist (CFS) Training  
 Million Dollar Sailor  
 Thrift Savings Plan (TSP) Guidance

Relocation Assistance Program (RAP)  
 Area Orientation Brief/Intercultural Relations  
 (AOB/ICR) Training  
 Smooth Move Workshop  
 Sponsorship Orientation Training

### **Crisis Response**

Family Advocacy Program (FAP) for victims of abuse assistance  
 24 Hour FAP Victim Advocate Hotline: 090-5299-6380 (Sasebo local number)

Sexual Assault Prevention and Response (SAPR)  
 24 Hour SAPR Hotline: 090-5920-5856 (Sasebo local number)

Military One Source  
 Military Crisis Line 1-800-273-8255, then press 1  
 Non-Medical Counseling 1-800-342-9647  
 Suicide Prevention Lifeline - 1-800-273-TALK (8255)

### **Clinical Advocacy Program Counseling Services**

Couples Counseling  
 Blended Families  
 Deployments and Reunification  
 Divorce  
 Intercultural Relationships  
 Marital Counseling  
 Parenting  
 Pre-marital counseling

Family Therapy  
 Child Behavioral Problems  
 Divorce or Separation  
 Global Transition  
 Military Family Life Style and Challenges  
 School Problems  
 Teen Issues

Individual Counseling  
 Divorce  
 Grief  
 Military Lifestyle  
 Parenting  
 Personal Self Development  
 Stress  
 Vocational Stress

New Parent Support  
 The New Parent Support Home Visitation Program (NPSHVP) provides supportive and caring services to military mothers and fathers who are expecting and or have children up to the age of three. This program helps to determine what types of services and or resources can support the family.

## Moving Checklist – Pre-Arrival to Sasebo Checklist

### AS SOON AS ORDERS ARE RECEIVED:

- ☐ Check the DoD Foreign Clearance Guide to verify passport requirements for entry into Japan.  
<https://apacs.milcloud.mil/fcg/fcg.cfm>
- ☐ Make at least 10 copies of your Permanent Change of Station (PCS) orders and Dependent Entry Approval Letter.
- ☐ Check vaccination records for your dependent children to ensure they are up-to-date.
- ☐ Discuss and plan your move with your spouse and children.
- ☐ Contact sponsor assigned by command at next duty station by utilizing the e-mail located on the first page of your orders.
- ☐ Visit Military One Source website for PCS information regarding next duty station and utilize the “Plan My Move” resources. (<https://www.militaryonesource.mil/moving-housing/moving/pcs-and-military-moves/>)
- ☐ Visit your local Fleet and Family Support Center to attend a Smooth Move Workshop.
- ☐ Set your date of transfer.
- ☐ Collect medical and immunization records and make copies.
- ☐ Make medical appointments for Dental, Immunizations, and Overseas Screening Appointments\*.  
*\*Complete Medical History (DD Form 2807-1) and Suitability Screening (NAVMED 1300/1) forms before making appointment.*
- ☐ Obtain Dependent Entry Approval Letter.
- ☐ Apply for No Fee Passport at local Personnel Support Detachment (PSD).
- ☐ Begin tracking tax deductible expenses.
- ☐ Visit your local military veterinary clinic to find out travel restrictions and specifics at new location.  
(Sasebo: DSN: 315-252-8879 International: 011-81-956-50-8879)
- ☐ Make financial plans and preparations.

### AT LEAST 3 MONTHS BEFORE MOVE:

- ☐ Check to make sure Tourist and No Fee Passport(s), Military ID card(s), and State Driver's License(s) are not going to expire soon. **\* Before your PCS to Japan, ensure you and your dependents have valid US driver's license(s) that will not expire for the entirety of your tour.\***
- ☐ Visit your local military legal office for a Power of Attorney, required by PPO and Housing Office if Sponsor is deployed. (Sasebo: DSN: 315-252-3347 International: 011-81-956-50-3347)
- ☐ Contact your local Personal Property Office to arrange shipment or storage of personal property. You are encouraged to self-counsel using the Defense Personal Property System. Visit the Defense

Personal Property System (DPS) <https://dps.move.mil/cust/standard/user/home.xhtml> to review information and register as a customer. If you perform self-counseling in DPS you must either email, FAX, or hand-carry your orders to the PPPO for review/approval. Failure to do so may result in your shipment not being arranged on the dates you requested. For further information contact the FLCY Site Sasebo PPPO: DSN 252-3418; CML 0956-50-3418; FAX -3704; email M-SA-FISC-ppty@fe.navy.mil. You are encouraged to review the "It's Your Move" pamphlet to help you understand your allowances and responsibilities involving shipment or storage of personal property: [https://www.ustranscom.mil/dtr/part-iv/dtr\\_part\\_iv\\_app\\_k\\_1.pdf](https://www.ustranscom.mil/dtr/part-iv/dtr_part_iv_app_k_1.pdf)

- ☐ Contact TRICARE Health Benefits Advisor for any changes.  
(Sasebo: DSN: 315-252-3625 International: 011-81-956-50-3625 or [www.tricare.mil](http://www.tricare.mil))
- ☐ Contact local housing office and file Intent-to-Vacate Quarters.
- ☐ Reserve room(s) at Navy Lodge for last nights.  
([www.navy-lodge.com](http://www.navy-lodge.com))
- ☐ Make arrangements for lodging at next duty station, check to see if sponsor has arranged.  
(Sasebo: DSN: 315-252-3608 International: 011-81-956-50-3608 or [www.navy-lodge.com](http://www.navy-lodge.com))

AT LEAST 4-8 WEEKS BEFORE MOVE:

- ☐ Start Command/Base Checkout Sheet
- ☐ Reserve seat(s) on Fukuoka Airport Blue Bus Shuttle.\*\*  
(Located under popular links on the CFAS landing page: <https://cnrj.cnic.navy.mil/Installations/CFA-Sasebo/>)  
\*\*Contact [CFASFMAT@US.NAVY.MIL](mailto:CFASFMAT@US.NAVY.MIL) for pet transportation from Fukuoka International Airport or for general assistance.
- ☐ Notify child's current school registrars regarding child's transfer.
- ☐ Set up an online DODEA account and prepare the requisite documents and records for upload to register your child for school in Sasebo. ([dodeasis.myfollett.com/aspen](http://dodeasis.myfollett.com/aspen))
- ☐ Change your address at the Post Office or at [www.usps.gov](http://www.usps.gov) for subscriptions and bills.

AT LEAST 1-2 WEEKS BEFORE MOVE

- ☐ Contact the utility companies to terminate services and pay final bill.
- ☐ Contact the phone and internet companies to terminate services and pay final bill.  
*Don't forget to separate their equipment and turn it in to avoid additional costs.*
- ☐ Contact cell phone service provider to cancel plan or discuss military suspension and pay final bill.
- ☐ Check-out of medical and transfer your family members' medical records to CFAS.  
(Sasebo: DSN: 315-252-2550 International: 011-81-956-50-2550)
- ☐ Arrange for childcare and pet care for moving day.

## Moving Checklist – Arrival to Sasebo Checklist

- ☐ Check-in at your Command's Quarter Deck. For incoming CFAS Sailors, please check-in to Bldg 80 Administration Office, sign the check-in log book, and complete check in sheet (p.11\*). On weekends and after work hours, please check-in at Transient Personnel Detachment."
- ☐ Check-in at the Navy Lodge Sasebo if you are an accompanied service member.  
(Sasebo: DSN: 315-252-3608 International: 011-81-956-50-3608 or [www.navy-lodge.com](http://www.navy-lodge.com))
- ☐ Check-in at Transient Personnel Detachment (TPD, bldg. 63) if you are an unaccompanied service member and/or your ship is not in port.  
(Sasebo: DSN: 315-252-3587 International: 011-81-956-50-3587)
- ☐ Visit Legal Assistance (RLSO, bldg. 47) to obtain a Power of Attorney, required by PPO and Housing Office if Sponsor is deployed.  
(DSN: 315-252-3347 In Japan: 0956-50-3347 Email: [SaseboLegalAssistance@fe.navy.mil](mailto:SaseboLegalAssistance@fe.navy.mil))
- ☐ Contact Housing Office regarding your Temporary Lodging Allowance (TLA) and schedule your Housing Welcome Brief. Bring copy of PCS orders, DD Form 1746 (Page 2), Detaching Endorsement and Dependent Entry Approval Letter.  
(Sasebo: DSN: 315-252-3402 International: 011-81-956-50-3402 or [Housing.Service.Center@us.navy.mil](mailto:Housing.Service.Center@us.navy.mil))
- ☐ Check-in at Transient Personnel Detachment (TPD, bldg. 63) if CFAS, Tenant Command, or if your ship is at sea. If in port, check in directly to your ship's Personnel Office.  
(Sasebo: DSN: 315-252-3587 International: 011-81-956-50-3587)
- ☐ Contact the Fleet and Family Support Center (FFSC, bldg. 310) to enroll and/or confirm your registration for the Area Orientation Brief/Intercultural Relations (AOB/ICR) Training. Completion of this class is mandatory within 30 days of arriving in Sasebo, in accordance with COMNAVFORJAPANINST 1740.5 and CFASINST 1740.1D.  
(Sasebo: DSN: 315-252-FFSC International: 011-81-956-50-FFSC Email: [FFSCSasebo@us.navy.mil](mailto:FFSCSasebo@us.navy.mil))
- ☐ Children are not allowed to attend AOB/ICR. Families must arrange for child care in advance (information for coordinating childcare is located further in this packet).
- ☐ Contact Personal Property Office. The Transportation Service Provider or their destination agent will contact you directly upon arrival of your personal property shipment at your new duty station. You are responsible for keeping contact information updated in the Defense Personal Property System. TSP contact information is available on your shipment record in the DPS. If the TSP is unable to contact you your personal property will be placed in temporary storage at Government expense (Storage-in-Transit). The basic allowance for SIT is 90 days. For information about checking inbound shipment status or requesting a temporary storage authorization extension please visit Military One Source or follow this link:  
<https://www.militaryonesource.mil/moving-housing/moving/moving-personal-property/>
- ☐ Check-in at the Branch Health Clinic, Dental Clinic and Tri-Care Office (bldg. 1529).



(Sasebo: DSN: 315-252-2551 International: 011-81-956-50-2551)

- ☐ Visit FMAT Sasebo (bldg. 155 1<sup>st</sup> Floor room 114) regarding the Loaner Locker Program to reserve a Hospitality Kit, which allows you to borrow basic household items for a limited time at no cost.  
(Sasebo: DSN: 315-252-3627 International: 011-81-956-50-3627)
- ☐ Contact your command Ombudsman and Family Readiness Group (FRG) using the updated list at FFSC.  
(Sasebo: DSN: 315-252-FFSC International: 011-81-956-50-FFSC)
- ☐ Visit FFSC Sasebo (bldg. 310) for information and referral regarding available resources and services on Family Employment Readiness Program (FERP).  
(Sasebo: DSN: 315-252-FFSC International: 011-81-956-50-FFSC)
- ☐ Register your children for school using the online registration [dodeasis.myfollett.com/aspen](http://dodeasis.myfollett.com/aspen). Information about each school can also be found at <http://www.dodea.edu/Pacific/>
- ☐ Arrange for you P.O. Box in Sasebo at the Post Office on Main Base (bldg. 310). Only families are allowed a P.O. Box on base. Single and unaccompanied service members will receive mail at their command.  
(Sasebo: DSN: 315-252-3426 International: 011-81-956-50-3426)
- ☐ Register personal vehicles at Vehicle Registration Office (VRO, bldg. 320).  
(Sasebo: DSN: 315-252-2377 International: 011-81-956-50-2377  
(E-mail: [M-SA-CFAS-SEC-PASSOFFICE-GD@us.navy.mil](mailto:M-SA-CFAS-SEC-PASSOFFICE-GD@us.navy.mil))
- ☐ Obtain a cellular telephone from local carrier: AU, Docomo, Softbank, etc.
- ☐ Keep in contact with your command assigned sponsor for assistance upon and after your arrival in Sasebo.

\*Please note, all COM phone numbers listed are from USA to Sasebo. For all other international calls to Sasebo, Japan, please dial your International Access Code + 81 + 956 + 50 + last 4 digits of the phone number. In Japan, please dial 0956 + 50 (or 24) + last 4 digits of the phone number.

**Expected Initial Costs of Moving to Sasebo**  
**Estimated initial need of \$10,000 - \$15,000**  
**(Depending on household size/Service Member rank)**

**Temporary Lodging**

1. Navy lodge has 58 rooms, rate is:
  - \$88.00 per night
  - At check-in 10 days initial deposit for both NGIS & Navy Lodge is due.
  - Every 10 days you need to go to the housing office with a lodging receipt and fill out a TLA request form. The Housing Office submits TLA request form and the receipt to PSD electronically via TOPS.
  - Length of stay depends on housing availability for your household size (max 60 days).

**Cars & Insurance**

3 Types of sizes of cars:

1. 300 Series – is a larger cars (est. \$2500 to \$4000)
2. 500 Series – is a compact cars (est. \$1500 to \$2500)
3. 580 Series – is a smaller cars (est. \$1000 to \$2000)

Mandatory Liability Insurance is based by age and rank.

1. Est. cost is \$400 to \$500 a year (Age 30 and up)
2. Est cost is \$500 to 650 a year (E4 & age 29 & below)

JCI – mandatory by Japan Gov't cost \$500 (JCI = Japanese Compulsory Insurance)

**Estimated Off Base Rental Move-In Expenses**

Expense	Amount
One Month Advance Rent -----	\$1,500
Security Deposit (1-month's rent) -----	\$1,500
Restoration Fee*-----	\$1,025
Realtor's Fee-----	\$1,650
<b>Total</b>	<b>\$5,675</b>

\*The Restoration fee varies and covers Tatami Mats and Shoji Doors (rice paper) and is reimbursable (if applicable). Pet deposit of \$500-\$1000 is non-refundable

**Common Additional Costs:**

- Cell Phones
  - \$80-\$120 per phone per month is common from local carriers such as Softbank/AU
- Cable/Internet
  - \$44-\$150/month
- New household set-up items (cleaning supplies, food, toiletries, furniture, sundries, etc.)
- Pet fees
  - Highly variable but expect hundreds to thousands when including such as airline fees, kennel costs, vet immunizations, quarantine stay at Paws and Claws, vet visit in Sasebo
- Waiting on correct allotments to catch up to Service Member's pay (correct COLA, Sea Pay, TLA repays)

**Pet Information – Need to Know**  
**\*Pet Checklist for Import into Japan from the USA**

Name of Pet: \_\_\_\_\_

\_\_\_ Animal has been in country of export for at least 180 days.

\_\_\_ **International Microchip**- must be done before BOTH rabies vaccines.

Date of Microchip: \_\_\_\_\_

Microchip #: \_\_\_\_\_ Type of Microchip: \_\_\_\_\_

\_\_\_ **Previous Rabies Vaccine**- Animal must be at least 90 days old

Rabies Vaccine #1 date: \_\_\_\_\_

\_\_\_ **Current Rabies Vaccine**- Must have been given at least 30 days after Rabies Vaccine #1 but no more than 1 year.

Rabies Vaccine #2 date: \_\_\_\_\_

**After Rabies Vaccine #2:**

\_\_\_ **Rabies Titer Test (FAVN)**

Date of Rabies Titer Test: \_\_\_\_\_

Titer results: \_\_\_\_\_ (must be greater than 0.5 IU/ml)

Quarantine period of 180 days begins the date the rabies titer test was done. This test is good for two years as long as the rabies vaccines do not expire.

Day 180 is on \_\_\_\_\_ (mm/dd/yyyy)

**1-11 months prior to arrival:**

\_\_\_ DA2PP or DHLPPC (canine) vaccination date: \_\_\_\_\_

\_\_\_ Bordetella (canine) vaccination date: \_\_\_\_\_

\_\_\_ FVRCP (feline) vaccination date: \_\_\_\_\_

\_\_\_ Kennel reservation in Sasebo at Paws and Claws Boarding Facility

\_\_\_ Arrange pick up from airport with FMAT

**At least 40 days prior to arrival** (if flying commercially):

\_\_\_ Advanced notification for import submitted to Japan.

Approval number for entry: \_\_\_\_\_

**Within 10 days of arrival:**

\_\_\_ Health Certificate- MUST include USDA certification if not done by a military vet.

\_\_\_ Internal and External parasite testing/treatment

**Upon Arrival:**

\_\_\_ Check your pet into the boarding facility on base.

\_\_\_ Check in at Sasebo Veterinary Treatment facility within 72 hours of your arrival.

**\*\*Please contact [usarmy.sasebo.medcom-php-mbx.vet@health.mil](mailto:usarmy.sasebo.medcom-php-mbx.vet@health.mil) to receive the most updated PCSing to Japan with Pets packet\*\***

**\*\*Please be aware that airlines have restrictions regarding dog breeds and seasons of the year during which pets can be shipped. Airline fees for transportation of a pet in a medium size kennel can range from \$2000 - \$4000 per pet\*\***

## **Sasebo Veterinary Treatment Facility**

### **Hours of Operation:**

**Monday, Tuesday, Wednesday & Friday: 0800-1600**

**Thursday: Closed for Training**

*This facility observes federal and Army training holidays and closes at 1200 on the last business day of the month.*

### **Contact Information:**

DSN: 252-8879 Hario

From Cell Phone: 0956-50-8879

Email: [usarmy.sasebo.medcom-php-mbx.vet@health.mil](mailto:usarmy.sasebo.medcom-php-mbx.vet@health.mil)

Facebook Page: Facebook.com/SaseboVTF

### **Accepted Methods of Payment:**

Visa, Discover or MasterCard

### **Information About The Sasebo VTF**

The Sasebo Veterinary Treatment Facility is authorized to provide care for your privately owned pet(s) as time, space, personal resources permit. Care for privately owned animals is just one of the many missions we perform; therefore we cannot guarantee veterinary services will always be available.

There is an Army veterinarian that is stationed here that does provide services for privately owned animals. The primary mission of our Sasebo veterinarian is to provide medical care for the Military Working Dogs and to provide food inspection services for the base. Due to other obligations of our veterinarian, we do advise that you become familiar with the off base veterinary clinics. You will find a list of off-base veterinary clinics within this welcome packet.

If you have SOFA status, you are required to register your pet with this veterinary facility. Your pet is also required to be current on vaccinations and to have a microchip. This applies to pets living both on and off-base. Please remember to register any pets that you adopt during your time in Japan. Please contact us for further information on these requirements.

Be aware that Japanese law requires **annual rabies vaccinations** for all pets. Please keep your pet current on their vaccinations. Please feel free to contact us via phone, email, or Facebook anytime during our business hours with any questions you may have.

Welcome to Sasebo!

### Off-Base Veterinary Clinics

#### Ikeda Veterinary Clinic

**Phone Number:** 0956-28-4045

**Hours:** M-T-F-S-Sun 0900-1145 and 1530-1730 and W 0900-1145

Closed Thursdays and national holidays

**Note:** Clinic is located near OK home store and LaLa shopping center.

**Address:** 1002-37 Hino-cho, Sasebo City

**Directions:** Go toward the OK home store and take a left at the light. The LaLa shopping center will be on your right-hand side. Do down four lights. Turn left at the 4<sup>th</sup> light. Go over the bridge and you will see a coke machine ahead on your right. Turn left at the coke machine. Then take an immediate left. The vet clinic will be on the left-hand side. You will see a blue and green sign on the vet clinic building.

#### Hamaguchi Veterinary Clinic

**Phone Number:** 0956-25-9914

**Hours:** M-S 0900-1200 and 1500-1830

Closed Sunday and national holidays

**Note:** Walk-ins welcome

**Address:** 10-8 Kamishima-cho, Sasebo City

**Directions:** Go up the hill by officer housing. At the top of that hill, you will come to a light. Take a left at that light. Go through 3 lights. After the 3<sup>rd</sup> light, the road will curve to the left. On the right-hand side of that curve, you will see a chain-link-fence around a parking lot. You will also see a large teal colored sign with an arrow pointing into the vet clinic. The parking lot of the vet clinic has paintings of dogs and cats.

**Website:** <http://www8.ocn.ne.jp/~hamavet/>

#### Mine Veterinary Clinic

**Phone Number:** 0956-25-9914

**Hours:** M-W-F 0900-1200 and 1300-1900

T-TH 0900-1200 and 1300-1800

Sat 0900-1230 (Closed Sundays and national holidays)

**Notes:** Located in the Haiki area

**Address:** 1101-22 Goniyoji-cho, Sasebo City

**Directions:** Pass the Home Wide Store on the left-hand side. Go straight; pass the Lawson store on the left. The vet clinic is on the left before the next light.

#### Matsuo Veterinary Clinic

**Phone Number:** 0956-42-1881

**Hours:** M-T-TH-F-Sat 0900-1200 and 1500-1900

Sun 0900-1200 and 1300-163 (closed national holidays)

**Address:** 11-8 Katsutomi-Cho, Sasebo City

**Directions:** From the Ginza, take a right on the 35 and head toward the big green bridge with the stairways running up each side. Take a left there. Follow the road and you will see a furniture store call LIM on your left. Pass this and keep following the road. On your right-hand side you will see a green canopy with a very short driveway. This is the vet clinic. The name of the clinic is on the outside.

**Website:** <http://nttbj.itp.ne.jp/0956421881/index.html>

Kaize Veterinary Clinic

**Phone Number:** 0956-40-7667

**Hours:** M-T-TH-F 0900-1200 and 1500-1900

Sat 0900-1200 and 1530-1800

Sun 0900-1200 (closed national holidays)

**Address:** 1307-4 Yoshioka-Cho, Sasebo City

**Website:** <http://kaize-ah.com/index.html>

Emergency Clinic

There is an emergency clinic in Fukuoka

**Name:** Fukuoka Yakan Kyukyu Doubutsu Byouin (福岡夜間救急動物病院)

**Hours:** 2100-0500 everyday

**Address:**

5 Chome-2-40 Tsukiguma Hakata Ward, Fukuoka, Fukuoka Prefecture 812-0858 Japan

【住所】 〒812-0858 福岡県福岡市博多区月隈 5 丁目 2-40 →地図

**Phone Number:** 092-504-8999

**Website:** <http://www.pet99.net/>

**Note:** Wellness exam fee is 8,000 yen. A credit card can be used for payment

### Common Health Concerns for Pets in Japan

Heartworm Disease: Heartworms are large worms that live in the hearts of dogs. While the disease is more common in dogs, cats can also be affected by heartworm disease. Heartworms are transmitted by mosquitoes, causing all dogs (and cats that go outdoors) to be exposed to the disease. The infection can be life-threatening, and treatment can be expensive, painful, and time consuming. To prevent heartworm disease, we recommend all dogs (and cats who go outdoors) to be on a monthly heartworm prevention. **Prevention is affordable and is given in a treat form once a month.** Dogs require an initial heartworm test to ensure they have not been infected prior to starting the prevention, and then annual tests thereafter.

Heat Stress: Summers in Sasebo are very hot and humid, and dogs can be at a high risk for heat injury from July through September. Risk factors for heat injury include age (very young and older dogs), breed (dogs with short noses, such as bulldogs, pugs, and boxers), and conditioning (overweight dogs, dogs not acclimated to high temperatures). To reduce the risk of heat injury, always provide fresh water to your pet. Provide shady areas in your yard to seek shelter, and do not leave your pet unattended in the yard during the hot summer days. Avoid exercising during the hot times of day and be cautious with the pavement temperature when walking your dog. Additionally, **NEVER leave your pet unattended** in a vehicle.

Venomous Snakes: *Mamushi snakes* are pit vipers with venom similar to water moccasins and rattle snakes from the United States. They are typically 1-3 feet long with a pale gray, reddish brown, or yellow brown background color with large, darker, irregularly shaped blotches along its length. It can be found in swamps, marshes, meadows, woodlands, and rocky areas. *Yamakagushi snakes* are dark green with black and bright orange markings and are usually 2-3 feet long. This snake frequently flees larger predators and bites are uncommon.

Insects: Fleas and ticks are common in Japan and may be a significant issue for your pet depending on their lifestyle. Giant centipedes (*mukade*) can grow up to 20 cm long. Their stings can cause intense pain and swelling but are not life threatening unless there is an underlying allergy.

Feline Leukemia Virus (FeLV) and Feline Immunodeficiency Virus (FIV) (cats): These are viral diseases which are transmitted through contact with other cats, typically through fighting. Cats can be infected without showing clinical signs for months to years. Indoor cats have little exposure to these viruses, however cats that go outside have a higher exposure due to the high prevalence of the viruses in stray populations. For indoor cats, we recommend testing for FeLV/FIV once in their life, typically during kitten vaccines, to make sure they were not infected by their mothers. For indoor/outdoor cats, we recommend testing for FeLV/FIV annually and vaccinating for FeLV.



## What to Do At the Airport (s)

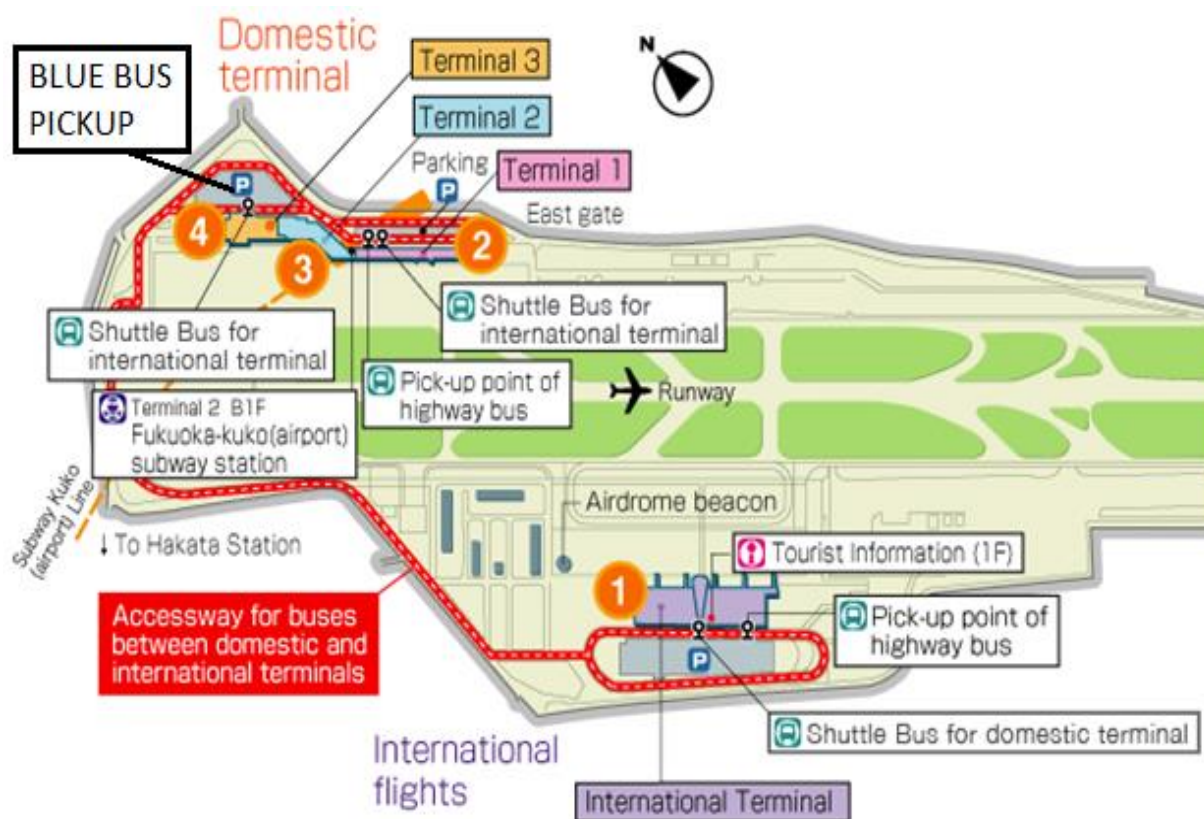
### Landing in Tokyo (Narita/Haneda) airport and/or Fukuoka International Airport

The majority of those PCSing to Sasebo will land at Narita International Airport then continue on to Fukuoka Domestic Airport (FUK). Others may arrive directly at the Fukuoka International Airport. At the first airport you arrive in Japan, you must go through immigration and fill out immigration's entry card, custom's declaration card, present government identification, passports and orders. You are responsible for collecting your luggage before proceeding through Customs and Immigration. After you pass through Customs and Immigration, you are responsible for the transfer and check-in process for your domestic flight to Fukuoka. (If you need any assistance, feel free to ask the airport staff.)

If arriving at the Fukuoka International Terminal, utilize the airport "free" shuttle to transfer to the Domestic Terminal. At FUK Domestic Terminal Number 3, exit the baggage claims section going into the arrivals waiting area where a uniformed military service member will be posted. The FMAT Bus Attendant will verify bus reservations, collect a copy of your orders (as applicable), and add personnel to the bus manifest based upon priority seating and space availability. Once all customers have been accounted for and verified, the bus attendant will escort everyone to the bus located in bus parking lot approximately 250 yards from the airport. If there are not enough seats available, passengers are responsible for procuring an alternate means of transportation to Sasebo.

Times and location of the Shuttle can be found at the following website:

<https://cnrj.cnmc.navy.mil/Installations/CFA-Sasebo/Operations-and-Management/Public-Works/>



### **Area Orientation Brief (AOB) & Intercultural Relations (ICR) Class**

This training is **MANDATORY** for all military personnel, DOD civilians, and their adult family members arriving to commands in Sasebo within 30 days, in accordance with COMNAVFORJAPANINST 1740.5. It ensures newly reporting personnel understand and are fully aware of all CFAS policies, programs, services, responsibilities and facilities in accordance with CFASINST 1740.1D. Additionally, certified attendance is required for anyone who intends to obtain a U.S. Forces Japan driver's license during their stay in Japan. For those relocating from another duty station in Japan, you are exempt from the ICR portion of AOB upon approval of the AOB-ICR Coordinator.

Reservations are required, and suggested to be made four weeks prior to arrival in the Sasebo area. Your sponsor can sign you up for this program in advance or you can register yourself.

To sign up for AOB/ICR please send e-mail to [FFSCSasebo@us.navy.mil](mailto:FFSCSasebo@us.navy.mil) with the following information:

- Full name and rank
- Spouse's name if they will be accompanying to Sasebo
- Children's ages (if applicable)
- Gaining command
- Class date you'd like to be registered for or projected date of arrival to Sasebo

Children are not allowed to attend AOB/ICR. Child care reservations should be made prior to attending AOB/ICR no greater than 30 days in advance. Age limits and contact numbers for each of the centers are outlined in the "Childcare" section.

#### **AOB Schedule:**

Tuesday: 0745- 1530 (**MANDATORY**)

- Policies and procedures associated with Commander Fleet Activities, Sasebo
- SAPR Training
- Briefs from base organizations
- Resource fair

Wednesday: 0745 – 1130 **CULTURAL ADAPTATION (MANDATORY)**

- Money, phones and food
- Japanese language, history and holidays
- Discuss Culture Shock and cultural awareness
- Modes of transportation (trains, buses, taxis, and subways)

Wednesday: 1230– 1630 **SAFE TALK (MANDATORY FOR ALL ACTIVE DUTY)**

- LivingWorks safeTALK workshop teaches how to prevent suicide by recognizing signs, engaging someone, and connecting them to an intervention resource for further report.

Thursday: 0800 – 1000 **DRIVING CLASS (OPTIONAL)**

- Written test on signs and traffic laws

Thursday: 1230 – 1530 **FIELD TRIP (OPTIONAL)**

- Explore tourist attractions
- Experience local cuisine

## Childcare

### Welcome to Sasebo!

Personnel attending AOB/ICR with children must make arrangements for childcare. Childcare is free to attendees through vouchers that are distributed on the day of training and who have registered in advance with CYP. The vouchers only cover the time for the AOB/ICR and if more time is needed, you will be charged at a rate of \$8 per hour. Online reservations are required as early as 30 days in advance. This is to ensure a spot in the childcare facility is available during class times.

Please download and/or print the packet [HERE](#), fill in all of the forms and sign where required, then scan the packet and email the file back to: [SaseboChildAndYouthServices@us.navy.mil](mailto:SaseboChildAndYouthServices@us.navy.mil). Once this is completed, you will be able to make a reservation for hourly childcare. Childcare spaces are on a first come, first serve basis and can be reserved 30 days in advance. There is no guarantee that a space will be available.



1. Registration Packet and Orientation. The Registration Packet must be completed with 2 local emergency contacts the Thursday before your scheduled AOB/ICR class. Copies of child's shot records will be needed to complete the Registration Packet. All questions can be directed to the appropriate childcare center listed at the bottom of this sheet. You can access the registration packet [HERE](#).
2. FFSC – Dragon Vale Childcare Transportation. Transportation to and from the Navy Lodge, CDC or SAC centers, and the AOB venue is via the base bus. There is a short walk required, so please plan accordingly for the weather. Participants will receive the map and bus schedule from the FFSC upon registering.
3. FFSC – Hario Village Childcare There is **NO** transportation service to Hario Village Childcare Centers. AOB/ICR attendees are responsible for transportation to/from Hario Village should they choose a Hario Village center for childcare.

CHILD DEVELOPMENT CENTER (CDC):	6 WEEKS* TO 5 YEARS**		
<i>Dragon Vale (Main Base):</i>	252-2985	<i>Hario Village:</i>	252-8842
Hours- M-F 0600-1800-----			

SAC CENTERS***:	5 – 10 YEARS**		
<i>Dragon Vale (Main Base):</i>	252-2989	<i>Hario Village:</i>	252-8763
Before School M-F 0600-0800; After School M-F 1500-1800; No-School Days M-F 0600-1800 -----			

PRE-TEEN & TEEN CENTERS***:	PT 10–12 YEARS and TEEN 13 YEARS & OLDER		
<i>Dragon Vale (Main Base):</i>	252-2908	<i>Hario Village:</i>	252-8968
M-TH 1500-1800; FRI 1500-2000-----			

\* For children 6 weeks – 12 months, parents are to provide the following: diapers, wipes, and 2 changes of clothes. Please contact the CDC regarding food allergies. Meals are provided throughout the day.

\*\* If 5 year old is already enrolled in kindergarten the child will attend SAC Center. If not enrolled in kindergarten the child will attend the CDC. During the school year, SAC only offers before and after school, unless it is a "school out" day.

\*\*\*For help getting children enrolled in school please contact the School Liaison Officer at [CFASaseboSLO@us.navy.mil](mailto:CFASaseboSLO@us.navy.mil) and pre-register for enrollment at <http://dodeasis.myfollett.com/aspen>

## **General School Information Sasebo, Japan**

### **School Registration Information Sasebo, Japan**

*Please have the following documents/items at the time of enrollment to ensure a smooth registration process:*

- All previous school records, report cards, transcripts and other academic records
- A transcribed shot/immunization/vaccination health record (Naval Branch Health Clinic can transcribe your student's record)
- Copy of Sponsor's PCS orders
- Copy of Dependent Entry Approval letter
- Copy of students passport or birth certificate
- Local telephone number, mailing address and email address
- Local emergency contact information
- U.S. Emergency contact information

*Electronic DoDEA Student Registration:*

<http://dodeasis.myfollett.com/aspen>

### **Sasebo Elementary School (Grades K-6)**

*Located in Dragon Vale Housing, all students living in Dragon Vale Housing.*

Email: [Registrar.SaseboES@pac.dodea.edu](mailto:Registrar.SaseboES@pac.dodea.edu)

Phone: 315-252-3600 (DSN), 011-81-956-50-3600 (From U.S.)

<http://www.dodea.edu/SaseboES/>

### **Jack N. Darby Elementary School (Grades K-6)**

*Located in Hario Village Housing, all students living in Hario Village Housing are zoned to attend Jack N. Darby Elementary School. Off-base housing please contact Sasebo Student Transportation Office (STO) for school zones and bus route information. STO Phone: 315-252-8921 (DSN), 011-81-956-50-8921 (From U.S.) Email: [JapanTransportationSasebo@dodea.edu](mailto:JapanTransportationSasebo@dodea.edu)*

Email: [Registrar.DarbyES@pac.dodea.edu](mailto:Registrar.DarbyES@pac.dodea.edu)

Phone: 315-252-8800 (DSN), 011-81-956-50-8800 (From U.S.)

<http://dodea.edu/DarbyES/>

### **Ernest J. King High School (Grades 7-12)**

*Located in Dragon Vale Housing, all students in grades 7-12 attend Ernest J. King High School.*

Email: [Registrar.KingMHS@pac.dodea.edu](mailto:Registrar.KingMHS@pac.dodea.edu)

Phone: 315-252-3059 (DSN), 011-81-956-3059 (From U.S.)

<http://www.dodea.edu/EJKingHS/>





## Select courses and build a class schedule prior to arrival at your next school!

Starting June 1, 2023, DoDEA Pacific high schools will offer conditional enrollment to military-connected students who are moving to Japan, Okinawa, Korea or Guam due to Permanent Change of Station orders.



### Eligibility

To be eligible for conditional enrollment, the student must:

- Meet eligibility requirements for [space required enrollment](#)
- Be requesting enrollment into grades 9-12
- Arrive at assigned duty station within three months of requesting conditional enrollment

**Scan QR code to get started with the conditional enrollment process.**



*Note: There are two DoDEA Pacific high schools in Okinawa, and enrollment is determined based on housing location. Please consult the [school zoning map](#) and ensure conditional enrollment is completed at the appropriate high school.*

## DODEA Online Registration

### Required Registration Documentation:

- ❖ Sponsor's PCS orders/DD1614/Verification of Employment Letter
- ❖ Dependent verification (Dependent/Family entry approval, Command letter)
- ❖ Copy of passport or birth certificate
- ❖ Mailing and quarters address along with current-mail address
- ❖ 2 Local emergency contact person and 1 US emergency contact person
- ❖ Previous School Records (IEP, 504PLAN, EMFP, GIFTED)
- ❖ Up-to-date Immunization/Vaccination records

### DoDEA Sure-Start and Kindergarten Enrollment Requirements

- ❖ Evidence must be presented to verify that dependents meet DoDEA'S age requirements. Birth certificate or passports are adequate verification.
- ❖ Pre-Kindergarten: must be 4 years old by September 1 of the enrolling year
- ❖ Kindergarten: must be 5 years old by September 1 of the enrolling year

### Registration Procedure

- Click on the link <http://dodeasis.myfollett.com/aspen>.
- Click the *Request an Account link* and follow the prompt. Once, you have completed this process and created your account.
- Go back to the link above using the account you just created to complete the registration.
- Please upload all the required documents in the portal.
- You will receive an automated email regarding the status of your enrollment upon completion.

## Universal Pre-Kindergarten

DoDEA is pleased to announce that they will begin implementing full-day, universal prekindergarten in all Department of Defense Education Activities (DoDEA) schools starting school year 2024/2025. Both Sasebo Elementary School and Darby Elementary School will offer universal Pre-K programs for dependent children who will be 4 years old by Sept. 1st. Military-connected students are at the heart of everything they do in DoDEA and providing access to PK for all eligible DoDEA families will continue to build on a solid foundation for success in college and careers while supporting military and family readiness for the communities in which our schools are located. Children who go to preschool are nearly 50% more likely to finish high school and go on to higher education, no matter their background. For any questions regarding this program you can contact the School Liaison Officer at: [CFASaseboSLO@us.navy.mil](mailto:CFASaseboSLO@us.navy.mil).

**Youth Sponsorship Program**

Dear Parents,

CFAS Youth warmly invite you and your child to take part in the Navy Youth Sponsorship Program (NYSP) collaboration between Sasebo Elementary, Darby Elementary, E. J. King Middle/High School, and Morale, Welfare & Recreation (MWR) Child & Youth Programs (CYP). The purpose of the Navy Youth Sponsorship Program is to provide information, discussion and support concerning the needs of the transitioning military child.

In today's military, more and more service members are on a schedule that can be both demanding and stressful. We anticipate that the NYSP will provide transitioning students with valuable information to assist them as they adjust to a new area, and will help them build lasting bonds with other military students. Youth involved in the program will gain the following information and experience:

- Transitioning – The military child shares experience transitioning from one area to another with other military children.
- Support – The transitioning child will learn about available resources and support in the new area.
- Academic Avenue – The transitioning child will learn what to expect from the new school.
- Military Solidarity – Through spending time together and sharing stories with other military children about their military journey, transitioning children can build relationships with children in their new area, which can reduce their anxiety regarding adjusting to a new community.

If you would like your child to be a Youth Sponsor, please fill out the bottom portion of this letter and return by email to: [CFASaseboSLO@us.navy.mil](mailto:CFASaseboSLO@us.navy.mil)

Sincerely,  
School Liaison Officer  
Commander Fleet Activities Sasebo, Japan  
Email: [CFASaseboSLO@us.navy.mil](mailto:CFASaseboSLO@us.navy.mil)  
DSN: 315-252-2206  
Commercial 011-81-956-50-2206

---

Name of Parent \_\_\_\_\_ Phone Number \_\_\_\_\_

Email Address: \_\_\_\_\_

Are you interested in having your child participate in the Navy Youth Sponsorship Program?  
\_\_\_\_\_ YES \_\_\_\_\_ NO

Name of Child \_\_\_\_\_ Grade \_\_\_\_\_

I have the following questions concerning the Navy Youth Sponsorship Program:

---

---

---

---

Once we receive your form we will be in contact with you within 72 hours to set your child up with our Youth Sponsorship Program. We look forward to meeting you and your child.

## **How to Present a Positive Image to our Japanese Hosts**

### **When in Public**

- Please refrain from smoking on public transportation. All trains including long distance buses and trains do not permit smoking.
- Converse in a low to moderate voice when in public. Yelling or loud conversations disturbs and frightens our hosts.
- Additionally, use earphones with portable stereos and keep your car's stereo volume down when your vehicle windows are open.
- Loud and raucous behavior in public is not acceptable. The Japanese are very calm people as a whole. Boisterous behavior is equated with hooliganism and trouble.
- While the Japanese have learned English in school, they generally are not conversationally proficient. Be patient; talk slowly and clearly. Use a translation app on your phone if you feel it necessary.
- Try to use some Japanese words or phrases when interacting with our hosts. They appreciate our effort and respect our taking the time to try to learn their language.
- Observe how the Japanese do things. "When in Rome do as the Romans do" can very well be applied to Japan.
- Unacceptable behavior usually feels inappropriate when you're doing it. Rely on your common sense. This is just one of the ways to show respect for the Japanese culture while you are here.
- Be polite and considerate. It is the way we expect foreigners to act when they're visiting the U.S.

### **In Shops and Restaurants**

- Remember, Yen is the only currency acceptable in Japanese establishments. They do not accept dollars, as in the case of some foreign countries you may have visited.
- Most establishments do not take credit or debit cards. Cash (yen) is generally the preferred method of payment.
- While bargaining is acceptable in some countries, in Japan this is not the norm. On large purchases, you may ask if there is any discount, or one may automatically be given to you.
- Do not tip in Japan. It is not expected in restaurants or taxis, and in fact is considered an insult to most Japanese people. Some American franchised restaurants and beauty salons welcome tipping. You will see the "We welcome tipping" next to the cashier.
- In some restaurants (and hospitals), you are expected to remove your shoes. Always have your socks on when you intend to dine off-base. Such establishments will provide slippers for you to put on, upon removal of your footwear.

### **In a Japanese Home**

- Always remember to remove your shoes before stepping up from the genkan (entry) area of a Japanese home into the house proper.
- Always remove your house slippers when you enter a tatami room in a Japanese home-bare feet or socks only on tatami mats.
- Be sure to lather up and rinse off thoroughly outside of a Japanese bathtub. The bath water should be reheated and reused by the entire family for a number of days before being drained.



### Eating and Dinning In Japan

In Japan, some restaurants and private houses are equipped with low Japanese style tables and cushions on the floor, rather than with Western Style chairs and tables.



*Restaurant with traditional low tables*

**A DAMP TOWEL** Just after you sit down at the tables, you will receive a hot (or cold one in summer) damp, white towel called o-shibori. In a restaurant it is wrapped in plastic or is often served on a small oblong tray specially made for the o-shibori. Use the towel to wipe your hands. In less formal situations, Japanese men often wash their faces with the towels, but it is best not to do this. Place the towel back on the tray. The o-shibori will stay on the table throughout the meal and often, napkins are not supplied. It is advisable to keep tissue or handkerchief with you at all times.

**ITADAKIMASU AND GOCHISOSAMA** In Japan, you say “*itadakimasu*” (“I thank you for your sacrifice”) before starting to eat, and “*gochisaosama (deshita)*” (“Thank you for the fantastic meal”) after finishing the meal.

Note: According to the Buddhism philosophy, Buddhists are to thank to the ingredients (animals and plants) to have them sacrifice their lives for humans before they start eating. The Buddhists are to thank people who prepared and served the meals to finish eating.

**INDIVIDUAL VERSUS SHARED DISHES** It is not uncommon in private households and in certain restaurants (e.g. izakaya, or Japanese pub) to share several dishes of food at the table rather than serving each person with his/her individual dish. In such a case, you are supposed to move some food from the shared plates onto your own plate by yourself, using the opposite end of your hashi, or chopsticks, (if you have used them already) or with serving chopsticks that may be provided for that purpose.

**CHOPSTICKS** The proper use of the chopsticks is the most fundamental element of Japanese table manners.



### **ETIQUETTE FOR EATING WITH CHOPSTICKS:**

- Hold your chopsticks one thirds from the thicker ends.
- When you are using your chopsticks and when you are finished eating, lay them down in front of you with tip to the left.
- Do not stick chopsticks upright into your food, especially not into rice. Only at funerals are chopsticks stuck into the rice that is put onto the altar.
- Do not pass food with your chopsticks directly to somebody else's chopsticks. Only at funerals are the bones of the cremated body given in that way from person to person.
- Do not spear food with your chopsticks.
- Do not point with your chopsticks at someone or something.
- Do not move your chopsticks around in the air too much, nor play with them.
- Do not move around plates or bowls with chopsticks.
- To separate a piece of food into two pieces, exert controlled pressure on the chopsticks while moving them apart from each other.
- If you have already used your chopsticks, use the opposite end of your chopsticks in order to move food from the shared plate to your own plate.

Knife and fork are used for Western food only. Spoons are sometimes used to eat Japanese dishes that are difficult to eat with chopsticks; for example some donburi dishes or Japanese style curry rice. A Chinese style ceramic spoon is sometimes used to eat soups.

### **COMMON JAPANESE TABLE MANNERS**

- Blowing your nose in public, especially at the table, is considered bad manners.
- It is considered good manners to empty your dishes to the last grain of rice.
- Talking about distasteful topics during or before a meal is not appreciated by most people.
- Unlike in some other parts of East Asia, it is considered bad manners to burp.
- After finishing your food, try to place all your dishes in the same way they were at the start of the meal. This includes re-placing the lid of dish (if it comes with one) and re-placing your chopsticks on the holder or into their paper slip, if applicable.

### **DRINKING ETIQUETTE**

When drinking alcoholic beverages, it is a Japanese custom to serve each other, rather than pour the beverage into one's own glass. You are to periodically check your friends' cups, and serve them again once their cups are about to be empty. Likewise, if someone wants to serve you more alcohol, you should quickly empty your glass and hold it towards that person.

While it is considered bad manners to become obviously drunk in some formal restaurants, for example in restaurants that serve kaiseki ryori (Japanese haute cuisine), the same is not true for other types of restaurants such as izakaya, as long as you do not bother other guests.

Do not start drinking until everybody at the table is served and the glasses are raised for a drinking salute, which usually is "kampai". Avoid using "chin chin" when drinking a toast, since these words refer to the male anatomy in Japanese. It is quite common for the Japanese to toast, usually with beer or sake. It recognizes a day's event or acknowledges good efforts. If you do not drink alcoholic beverages, it is acceptable to toast with orange juice or even green tea. The important point is that your share in the group celebration.

## COMMON JAPANESE FOOD ETIQUETTE



### **Rice:**

Take the rice bowl in one hand and the chopsticks in the other. Lift it towards your mouth while eating. Do not pour soy sauce over rice.



### **Sushi:**

Pour soy sauce into the small plate provided. It is considered bad manners to waste soy sauce; try not to pour more sauce than needed. You do not have to add wasabi into your soy sauce. The sushi pieces usually already contain wasabi, and some pieces are supposed to be eaten without wasabi. If you choose to add wasabi, use only a small amount in order not to offend the sushi chef. If you do not like wasabi, you can request that none is added into your sushi. In general, you are supposed to eat a sushi piece in one bite. Hands or chopsticks can be used to eat sushi. For nigiri, dip the piece into the soy sauce upside-down with the fish part ahead. A few kinds of nigiri, for example, marinated pieces, should not be dipped into the soy sauce. For gunkan, pour a small amount of soy sauce over it, rather than dipping it into the sauce.



### **Sashimi:**

Put some soy sauce into the small plate provided. Mix some wasabi into soy sauce, but do not add too much wasabi as this would overpower the taste of the raw fish (and possibly offend the chef). Use the sauce for dipping sashimi pieces. Some types of sashimi are enjoyed with ground ginger rather than wasabi.



### **Miso Soup:**

Drink the soup out of the bowl as if it were a cup or eat with the spoon provided. You can also eat the solid pieces with your chopsticks.



### **Noodles:**

Lead the noodles with your chopsticks into your mouth, while sucking them down in with a controlled slurping sound. Try to copy the slurping sound of people around you. If a spoon is provided, use it to eat the soup; otherwise, lift the bowl to your mouth to consume the soup.



### **Kare Raisu:** (Dishes in which steamed rice poured over curry sauce)

Kare Raisu (Japanese style curry rice) and other rice dishes, in which the rice is poured over a curry sauce may be somewhat difficult to eat with chopsticks. Kare Raisu is often eaten with a spoon rather than chopsticks.



### **Big pieces of food:**

(e.g. shrimp tempura) Separate the piece with chopsticks (This takes some practice), or just bite off a piece and put the rest back onto your plate.



## Maps of Commander Fleet Activities Sasebo

### Base Map:



# Map of Hario Village:





## Commander Fleet Activities—Sasebo Housing Information

Living in Japan can be fun and a challenge. Learning new customs, tasting different foods, and finding a house you can call home; are all part of the unique experience you will encounter.

Command Fleet Activities Sasebo has 749 on base Military Family Housing (MFH) units serving the accompanied housing requirements of US Forces and civilian personnel authorized to serve “with dependents” tour in Sasebo and 5 Unaccompanied Housing (UH) buildings (E1-E3, E4<yrs). Our off-base Housing Referral Service provides housing leases for unaccompanied personnel and families in the area that are authorized to live in the local community. To help ease your transition, other housing support functions are provided to include the temporary loaner furniture program, off-base housing inspection, translation, lease interpretation, issue resolution, and housing showing services. These are some of the support programs we provide to the Sasebo community.

Let us take you step-by-step through the process to apply for housing at the Sasebo Housing Service Center. For any questions about family housing, please contact each point of contact directly or [email us](#).


*NOTE: Please review the information contained in this website as it contains fairly detailed information that should answer most of your questions. If you cannot find the answer, please include pertinent information with your questions in your email.*

- *For example: I am an E-6/CS1 with a spouse (non-military); a 6 year old boy; and 9 year old daughter (I have Dependent Entry Approval for all). I also have a dog & a cat. We will all arrive together on June 22nd. I will be attached to the USS ASHLAND. My question is.....This type of information will help us to answer your questions quicker.*

### **Family Housing mailing and contact information**

Housing Service Center (Family Housing)  
U.S. Fleet Activities, Sasebo, Japan  
PSC 476 Box 126  
FPO AP 96322

DSN:	(315) 252-3402/3923
DSN Fax:	(315) 252-3453
Off – Base Local:	0956-50-3402/3923
From U.S.:	011-81-956-50-3402/3923
Email:	<a href="mailto:Housing.Service.Center@us.navy.mil">Housing.Service.Center@us.navy.mil</a>
Location:	Bldg. 200 3rd Floor (across from Branch Health Clinic)
Hours:	0800-1600 Monday to Friday (except Wednesday)
	0800-1500 Wednesday
	<a href="http://www.facebook.com/CFASHousing">www.facebook.com/CFASHousing</a>



All service members and civilian personnel are required to check in with the Housing Service Center (HSC) prior to agreeing to rent, lease, or purchase of housing. Personnel entering into rental lease agreements without negotiating them through the HSC risk being disallowed payment of housing allowances but will still be held accountable to pay for the rental lease agreement out-of-pocket. Only rental properties that are inspected, approved and listed by the HSC will be considered valid for payment of Overseas Housing Allowance (OHA) and Living Quarters Allowance (LQA).

## **Family Housing**

Family housing in Sasebo currently comprise a total of 749 units located at Dragon Vale, Fiddler's Green, and Hario Village. Dragon Vale and Fiddler's Green housing areas are located right outside the main base in the City of Sasebo, Japan. Hario Village is located at scenic Hario-shima (Hario Island) and is right beside Huis Ten Bosch – a Dutch Village & Theme Park. We offer two, three and four bedroom units located in mid-rise and high-rise apartments, garden-style units, and town homes.

## **Dragon Vale / Fiddler's Green**

Dragon Vale and Fiddler's Green housing areas are located across the street from Sasebo Naval Base. Residents utilize all main base facilities including the commissary, medical clinic, gyms, swimming pool, Movie Theater, restaurants, banks, chapel, post office and the Navy Exchange. Located in the Main Base housing area you will find Sasebo Elementary School (K-6), E.J. King School (7-12), teen center, youth center, and a child development center. There are 184 available homes which are a combination of tower apartments, garden-style apartments, and townhouses. There are several variants of two, three and four bedroom units. Sizes and floor plans may vary.

## **Hario Village**

The Hario Village housing area is a scenic and peaceful community located 20 minutes from Main Base (via the expressway). There is a home-to-work shuttle bus program that runs two times a day between Main Base and Hario Village. In addition to the 464 family housing units, Hario Village has the larger commissary, a gym, swimming pool, tennis courts, teen center, youth center, community center, village theater, chapel, post office, ATM, food court, gas station, medical/dental clinic, NEX Home Store, and a child development center. Also located at Hario Village is J.N. Darby Elementary School (K-6). Middle School and High School students are bussed to the E.J. King School at Main Base.

## **Off Base Japanese Rental Units**

Most newcomers are shocked by their first look at available rental houses. Expect to see small houses averaging 720 square feet or less for a two bedroom unit. They are built with unfamiliar materials like tatami (straw mat) floors, and unfamiliar appliances or no appliances at all. Newer homes have only one or two tatami rooms; the rest have tile or hardwood floors, and some homes have no tatami. The standard bedroom size is six tatami (6T), about 9 ft. by 12 ft. A "large master bedroom" is eight tatami (8T), or 12ft. by 12 ft. Houses often have narrow doors and halls, and narrower staircases (e.g., 27

inch wide doors). Therefore, king size mattresses often won't fit upstairs. Door frames are often lower, about six feet from floor to top. Oversized couches or overstuffed chairs may not fit, since dining rooms are often just one end of a living room. Storage inside the house or outside may be limited or non-existent, and there is usually no attic or basement and mostly no garages.

Sponsors with large families having a four or more bedroom requirement are advised that suitable accommodations in both on and off base housing are severely limited. Sponsors in this category should contact Sasebo HSC about two months prior to orders execution to get current availability information.



HOMES.mil is a new official Department of Defense (DoD) website, dedicated to helping Service members, Families, and DOD civilians find housing.



**Effective 25 Jun 2013 all Active Duty Accompanied Members must reside in on-base housing.**

All incoming military families are involuntarily assigned to MFH meeting their eligibility requirements based on rank and family composition (sorry - I know we love them, but dogs are not considered to be part of the family composition for housing assignment purposes), without regard to location (Dragon Vale or Hario Village) or type of unit (garden-style apartment, townhouse, or tower unit). Members declining involuntary assignment will no longer be eligible to receive a government funded courtesy move (moving from off-base to on-base) and Temporary Lodging Allowance (TLA) is forfeited in 30 days or on the availability date of the unit offered, whichever is later. Furthermore, Member will not be eligible for Overseas Housing Allowance (OHA) and (Move In Housing Allowance (MIHA) entitlements.

**Eligibility to Military Family Housing**

- All military personnel completing an accompanied tour with bona fide family members are eligible for MFH. Bona fide family members are those who have received dependency status, command sponsorship approval, and will reside with the sponsor for nine consecutive months or more each year during the sponsor's tour.
- All military personnel with newly acquired family members and/or non-command sponsored family members who will reside with their sponsor for nine consecutive months or more each year during the sponsor's tour may apply for MFH. The control date will be the date when HSC receives the command sponsorship approval.
- Active duty single parent. An individual serving an accompanied tour who is unmarried, divorced, separated or widowed and is accompanied by bona-fide family members with command sponsorship who will reside with the sponsor for nine or more consecutive months each year during the sponsor's tour is eligible for MFH. Divorced or separated members must have legal and physical custody of bona-fide family members for at least nine consecutive months each year during the sponsor's tour. A single parent who requires a live-in childcare provider must submit a written request to HSC.
- Single, pregnant service member. Unmarried, pregnant service members may apply and be placed on the waiting list for MFH upon certification of pregnancy, but will not be assigned MFH prior to the birth of the child. The housing application control date will be the date the housing application and physician pregnancy certification are received. Offer of assignment to MFH will not be made until a birth certificate is received or a waiver granted by the HA to reside in MFH prior to birth has been received by the HSC.
- Department of Defense (DOD Civilians, Non-Appropriated Fund (NAF) employees, and Non-DOD Civilians (Red Cross, USO) with transportation Agreement may apply for assignment to MFH, but will primarily rely on surrounding civilian communities for housing support.
- All DOD appropriated fund civilian employees of the U.S. Forces (Article I of the Status of Forces Agreement) on transportation agreements, eligible for Living Quarters Allowance (LQA), and accompanied with bona fide family members with command sponsorship approval who will reside with the sponsor for nine consecutive months or more each year during the sponsor's tour, are eligible for MFH. Assignments to MFH will be terminated after five consecutive years, unless the ICO determines it is in the best interest of the government to extend occupancy. Such decisions will be documented and kept on file for a minimum of three years.

- Other civilian government employees and American Red Cross personnel in grade ARC 34 or higher and accompanied with bona fide family members with command sponsorship that will reside with the sponsor for nine consecutive months or more each year during the sponsor's tour, are eligible for MFH.
- Non-appropriated fund personnel accompanied with bona fide family members with command sponsorship approval who will reside with the sponsor for nine consecutive months or more each year during the sponsor's tour and on a transportation agreement are eligible for assignment to MFH. Assignments to MFH will be terminated after five consecutive years unless the ICO determines it is in the best interest of the government to extend occupancy. Such decisions will be documented and kept on file for a minimum of three years. The HSC will determine eligibility for MFH for non-appropriated fund personnel who are on transportation agreements based on equivalency in pay grade and equivalency certification from the employer's management authority. Non appropriated personnel shall pay the established rental and utility rates for MFH.
- DOD sponsored civilian personnel accompanied with bona fide family members who will reside with the sponsor for nine consecutive months or more each year during the sponsor/s tour and command sponsored may be provided MFH when surplus assets are available or under special priority situations as determined by HA. Assignments to MFH will be terminated after five consecutive years unless the ICO determines it is in the best interest of the government to extend occupancy. Such decisions will be documented and placed on file for a minimum of three years.

**Temporary Lodging Allowance (TLA)**

TLA accrual begins the day the member reports to the new permanent duty station. Paid TLA begins when member and family report to the new duty station. Member must check-in to Housing Service Center to submit an application to be eligible for TLA after check-in to your new command. TLA is normally granted to active duty members with command sponsored dependents and dual military couples. The purpose of TLA is to help defray the cost of meals and lodging while member is seeking off-base housing. TLA may be granted for 60 days. TLA is a reimbursable entitlement and paid in 10 day increments.

**Temporary Quarters Subsistence Allowance (TQSA)**

The primary guidelines for TQSA CFAS HSC will ensure economical management and compliance with applicable regulations and policies. DOD civilians under transportation agreement and entitled to TQSA will be managed in coordination with their servicing Human Resources Office (HRO) using the Department of State Standardized Regulations (DSSR)

When a valid offer for MFH is available to a family based on family composition, but unable to accept, the sponsor will be notified in writing and the TQSA entitlements will cease thirty (30) days after notification of MFH availability or unit move-in date, whichever is later.

## **How To Apply For Base Housing:**

### **Military Members**

The following are the documents required:

1. Housing application DD Form 1746
2. PCS Orders (all pages)
3. Family Entry Approval or Command Sponsorship Approval
4. Detaching Endorsement (L20/L01 Activity Loss from last Permanent Duty Station)
5. Page 2 (Record of Emergency Data)
6. Valid Power of Attorney for your spouse or representative if sponsor is absence
7. Marriage Certificate (married after arrival member)
8. Pregnancy Certificate (single pregnant member)
9. Pet Customs Forms and Record (if applicable)
10. Advance / Delayed Travel of Dependents from N130 (if applicable)
11. Flight Itinerary (if applicable)

Note: When you apply for MFH, we will collect these documents. Other supporting documents may be required on a case-by-case basis.

In order for you to retain your CONTROL DATE (C/D) which affects your waiting period, you must apply for MFH within 30 days of reporting to your new command in Sasebo.

If you are reporting from a Permanent Duty Station (PDS), your C/D will be established as the date you detached from that PDS.

If Sasebo is your first PDS, the reporting date to your command will be your C/D. Failure to apply for MFH within 30 days; your C/D will be the date of application and also will not be authorized for a government-funded local move.

### **DOD Civilians / United States Civilian Services (USCS)**

The following are the documents required:

1. Housing application DD Form 1746
2. DoD Travel orders
3. Transportation Agreement DD Form 1617
4. Current SF-50 for new assignment
5. Dependent authorization in orders (if applicable)
6. Valid Power of Attorney for your spouse or representative if sponsor is unavailable

Note: When you apply for MFH, we will collect these documents. Other supporting documents may be required on a case-by-case basis.

In order for you to retain your CONTROL DATE which affects your waiting period, you must apply for MFH within 30 days of reporting to your new command in Sasebo.

Control date for civilian employees will be the effective date on SF-50 to your command in Sasebo.

Failure to apply for MFH within 30 days, your control date will be the date of application and also will not be authorized for a government-funded local move.

## **Advance Application**

If you would like to send your application form and required documents in advance, you are more than welcome to do so 30 days prior to your arrival. We will hold your application and that will be activated on a waiting list AFTER you reported to your new command on board CFA Sasebo. Your name will not go on a waiting list until after you have arrived, reported to your new command and completed the application process with counselor.

## **Control Date & Waiting List Placement**

- Member's Control Date will be usually date detached from last PDS, activity loss departure date.
- Control date determines the position on a waiting list and waiting time period.
- If member fail to apply for MFH within 30 days, his/her control date will be the actual date of application (walk-in date). Member will start at the bottom of the waiting list and will not be authorized for a government funded local move from his/her off-base residence.
- The waiting times are estimates and subject to change daily.

## **Housing Offer & Assignment**

There will be an initial waiting list based on your pay grade and bedroom eligibility. Member will be offered the next available unit at the earliest move-in date unit. House offer and assignment are based on member's pay grade and family composition listed on his/her Dependent Entry Approval.

Once member or spouses have been contacted and an offer of MFH has been made, member has 48 hours to accept or decline the offer. Member and spouse should discuss housing options prior to any offer as many service members are deployed when an offer occurs. If member or spouse do not respond within 48 hours after being contacted and made an offer, it will be considered an automatic declination of MFH. This has the same effect as if member declined in writing. A member either accepts and move-in or may decline the offer.

All assignments to Military Family Housing are for the duration of the sponsor's duty at the geographic location, Sasebo. Any follow-on tours/extensions in Sasebo (sea or shore) are considered as in the same geographic location. Relocation to another unit is not authorized unless there is an increase in bedroom entitlements (self-move) or promotion from enlisted to officer (funded move).

As offers could be made while the unit is in the Change-of-Occupancy Maintenance phase, the offered unit may not be available to viewed. In that case a like unit may be available to be viewed. If no units are available for viewing, member's decision will have to be made based on available floor plans.

BAH/OHA stops on the Date of Assignment to Housing

## **Pets**

Dogs are authorized in all MFH townhouse, garden apartment; 1st and 2nd floor of tower units at CFAS. However, the second floor garden apartment units and tower units does not have a yard.

All non-domestic animals are not allowed in MFH. This includes, but not limited to: snakes, lizards, pot belly pigs, rabbits, chinchillas, chickens, ducks, ferrets, monkeys, reptiles and tarantulas. Raising animals of any type, including birds and fish, for commercial purposes is not allowed.

Owners are permitted to keep two pets in their assigned unit (e.g., two cats, one cat and one dog; etc.). All pet must be registered with the Sasebo Veterinary Treatment Facility, have proper inoculations, and be micro-chipped for identification at all times. Pet cats must be spayed or neutered.

Pet owners will be held personally and financially responsible for the care of their pets, cleanliness of their MFH and the entire CFAS housing community. Pet ownership at CFAS MFH is a conditional privilege.

Only pet dogs arriving PCS with members or in the process of transporting to Japan shall be taken into consideration when making housing assignments. Pets acquired after arrival will not be considered when making assignments in any circumstance.

Documentation certifying registration, inoculations, spaying, or neutering must be submitted to the Housing Service Center upon initial assignment and upon request. Failure to submit the documents shall be cause to refuse a pet from staying in Military Family Housing.

Bringing pets will seriously interfere finding a place to live, both on and off base. Housing applicants are advised via Family Entry Approval message and PCS Orders not to bring their pet dog(s) until it is determined if the type of unit they will be assigned will allow the dog.

For more information on importing pets, please click the link:

<https://www.usarj.army.mil/units/vet/import/>

### **Unaccompanied Housing (UH) Division**

UH Division is responsible for providing single/unaccompanied housing for all authorized FLEACT Sasebo, tenant units and home ported ships. We have five (5) buildings dedicated for this mission to support the permanent party housing requirements and the CNO's Home Port Ashore program.

E1-E4 personnel assigned to home ported ships must check-in with their respective units prior to assignment & occupancy of UH. For E1-E3 Sailors assigned to shore, tenant or rotational commands, please check in to our Front Desk at Building 151 with the following documents:

- PCS Orders
- Fill-out the front desk check-in information

For single personnel, Housing Referral Service for off-base housing will be provided as soon as verification of entitlements, eligibility and/or non-availability of government quarters has been documented and received. Authorization, requirements and documentations will vary according to your paygrade and assigned duty station.

Newly arrived unaccompanied active duty personnel unable to report to their units because of underway/deployments should report to the Regional Transient Personnel Detachment (R-TPD at PW-63) for assignment to temporary sleeping quarters.

### **Unaccompanied Housing mailing and contact information**

Housing Service Center (Unaccompanied Housing)  
U.S. Fleet Activities, Sasebo, Japan  
PSC 476 Box 126  
FPO AP 96322-0002

DSN (315) 252-6081  
DSN Fax: (315) 252-6081  
Off-Base local: 0956-50-6081  
From U.S.: 011-81-956-50-6081

Email: [cfasunaccompaniedhousing@us.navy.mil](mailto:cfasunaccompaniedhousing@us.navy.mil)

Location: Building 151 1<sup>ST</sup> Floor (Next to Community Education Center)

## Housing FAQs

**Q: Where can I find an application and other documents required for housing?**

Navy Housing website <https://www.cnic.navy.mil/ffr/housing.html>

**Q: If I apply for housing using the Housing Early Assistance Tool (HEAT), does the date I submit my application become my control date?**

No. HEAT does not change existing policy for determining your control date.

**Q: What is the Family Housing wait list based upon?**

The wait list for Family Housing is based on Service member rank and bedroom requirement. Here in Sasebo, Officers and enlisted personnel separate wait lists because we have officer and enlisted units.

**Q: How is my name placed on the housing waiting list?**

You will be placed on the housing waiting list according to your pay grade category and the number of bedrooms you qualify for. For example, if you are an E5 with two children, you will be placed on the Enlisted three bedroom housing waiting list. A member may not be placed on more than one waiting list.

**Q: How is my control date established?**

Your control date for placement on the housing waiting list is normally your date of detachment from the previous permanent duty station. For example, if you detached from your previous permanent duty station 1 April 20xx, you will be placed on the waiting list with the control date of 1 April 20xx, provided you come to the Housing Service Center within 30 days of reporting to your command.

If two or more sponsors on the same waiting list have the same control date, placement on the list will be based on seniority.

**Q: I am the sponsor of an Exception Family Member (EMF) registered in the EFMP. Is special consideration given to this circumstance for my control date?**

Possibly. Family members designated as Categories IV and V EFM's are severely disabled, and Navy Housing strives to provide permanency in living arrangements. As a result, EFM Categories IV and V are placed directly below the freeze zone. When two or more members are waiting for assignment, the higher of the EFM categories will be given priority in assignment. If members are designated in the same EFM Category, the actual control date will determine the priority of assignment unless written notification is provided by the medical authority indicating unique circumstances.

**Q: Are pet dogs considered when making assignments to military family housing?**

No. Pets may not be considered as family members for the purposes of military family housing assignment purposes. Therefore, they do not affect the type of unit authorized or the number of bedrooms permitted.

**Q: How come my name keeps going down on the list?**

You should remember that even though you have been placed on the appropriate waiting list, there is a possibility that you might be displaced by new arrivals who detached from their last permanent duty station before you did.

**Q: What happens if my eligibility changes while I'm on the wait list?**

If your eligibility changes while on a wait list, the original control date will continue to be used in instances when you will be placed on another wait list, such as: promotion or frocking resulting in eligibility for a higher grade category of housing, a change in priority status, or change of eligibility for number of bedrooms. If the control date would place your name in the freeze zone on the new wait list, then you will be placed immediately below the freeze zone.

**Q: Can I request assignment to Main Base housing only?**

No, you cannot request a specific unit type or location. The policy states that members will be assigned to military family housing based on eligibility and entitlement, regardless of location or type of unit.

**Q: What happens if I placed my name on the housing waiting list for one bedroom less than I am authorized?**

If you have requested and are assigned one bedroom less than you are authorized, you will not be authorized to relocate to another larger unit at a later date, unless you increase your family size by an additional member.

**Q: How long do I have to move out of temporary lodging and into military family housing after being assigned to it?**

Immediately. Any expenses for stays in temporary lodging after assignment will not be covered by temporary lodging allowances.

**Q: Can I be authorized to stay in the Navy Lodge and draw TLA until complete with AOB/ICR so my family can secure transportation before accepting a house?**

No. TLA, according to the Financial Management Regulations, is authorized upon initial arrival (reporting for duty) at an OCONUS PDS and waiting for Government quarters assignment. If quarters are available when you arrive you will be assigned those quarters and therefore not authorized TLA. Arranging transportation to and from home/work is the responsibility of the service member and their gaining command.

**Q: My family is coming later than me. Will I be assigned to military family housing before they arrive?**

Yes. You may be assigned 30 days in advance of your family arriving. Please note that you are required to provide Housing Service Center your family's flight itinerary.

**Q: My family is coming earlier than me. Can they be assigned housing before I arrive?**

Yes, if you have an Advance Travel of Dependents authorization. Your spouse must check-in to the Housing Service Center upon his/her arrival with all the required documentations and a valid power of attorney allowing them to accept housing on your behalf. If your family arrives without an approved Advance Travel of Dependents, they are not entitled to any housing or temporary lodging allowances. Also, they will not be eligible for housing referral services and furnishings support.

**Q: What housing allowances am I eligible for?**

Military members are entitled to various allowances to ensure the transition to a new location is as smooth and stress-free as possible. For information about your allowances, visit the Defense Travel Management Office website. If you have any questions, contact Command Pay and Personnel Administrator (CPPA).

**Q: How can I accept or decline government quarters while I am deployed?**

Give your spouse or a friend Power of Attorney before deploying and make sure the Housing Service Center has the designated person's contact information. Power of Attorney can be done at the Naval Legal Services Office.

**Q: How can I pay my rent and utility bills while I'm deployed?**

The Private Rental Lease Agreement states that the rent is due by the 3rd day of each month. Please make arrangements to pay your rent in advance of your deployment or sign up to pay your rent electronically through GI Bill Pay services. GI Bill Pay Services is an easy, safe and a convenient way to pay your rent and utilities. It is done by electronic bank to bank transfers. You can pay your rent and most utilities through this service. There is a small service charge to use this service. Please contact the Housing Service Center for details or email GI Bill Pay services at [sasebo@gibillpay.com](mailto:sasebo@gibillpay.com).

**Q: How can I make arrangements to vacate quarters when I receive PCS orders while I'm deployed?**

For government quarters, you have an obligation to notify the Housing Service Center 30 days in advance. Please send a copy of your PCS orders and valid Power Of Attorney (POA) to your spouse so he/she can make arrangements for your household goods pack-out at the Personal Property Office. Pre-Termination inspection and Final Inspection should be scheduled by your spouse at the Housing Welcome Center.

For private rental, you have an obligation to notify your landlord 10 days (30 days for RPP) in advance. The Housing Service Center will contact your landlord as soon as you have found out the approximate date you will terminate the lease. Final Inspection must be scheduled with your landlord or housing agent.



## CFAS Shuttle Services

# CFAS SHUTTLE BUS SERVICES

## REMINDER



### • BASE SHUTTLE

NO SERVICE: FEDERAL HOLIDAYS & WEEKENDS

### • HARIO HOUSING HOME-TO-WORK SHUTTLE

NO SERVICE: FEDERAL HOLIDAYS & WEEKENDS

### • FUKUOKA AIRPORT SHUTTLE

SERVICE AVAILABLE 7 DAYS A WEEK

## TRANSPORTATION

### HTW SHUTTLE SCHEDULE



#### HARIO HOME-TO-WORK SHUTTLE DEPARTURE TIME SCHEDULE

SHOWBOAT THEATER	GALAXIES	HARIO COMMUNITY CENTER	UME TOWER
<u>MORNING</u>			
0500	0501	0515	0517
0600	0602	0545	0547
		0645	0647
<u>MIDDAY</u>			
1130	1132	1202	1203
<u>EVENING</u>			
1630	1632	1702	1703
1730	1732	1802	1803

1) Priority boarding is for active duty military and DoD civilian employees transiting to and from work.

2) Space available boarding in following order:

**NOTE: SPACE AVAILABLE PASSENGERS MUST BOARD AT HARIO UME TOWER AND MAIN BASE GALAXIES BUS STOPS ONLY!**

1. Active duty military personnel and DoD civilian employees
2. Reserve and National Guard members
3. Dependents of active duty military and DoD civilian employees (without sponsor)
4. Retirees
5. Visitors to the base (intra-installation only)

3) Passengers on the bus shall occupy seats and wear seat belts.

4) Standing and laying down on the bus is prohibited.

5) Please keep the bus clean and remove all trash.

6) Please be aware that departure time is subject to change based on traffic.

7) Estimate 45 minutes for one way trip.

Effective 02 Jan 24

## Fukuoka Airport Shuttle Bus



### CFAS - Fukuoka Airport Shuttle Bus



### Fukuoka Airport Shuttle Time Table

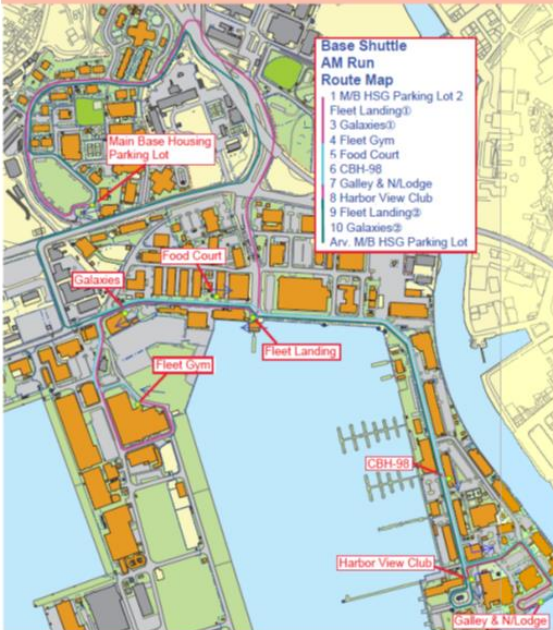
	MORNING RUN	EVENING RUN
ROLL-CALL & BOARDING at CFAS BUS STATION (Bldg.#203)	0800 ~	1800 ~
<b>DEPART CFAS BUS STATION (Bldg.#203)</b>	<b>0830</b>	<b>1830</b>
ARRIVE FUKUOKA AP (International Terminal)	1020 (ETA)	2020 (ETA)
ARRIVE FUKUOKA AP (Domestic Terminal)	1030 (ETA)	2030 (ETA)
<b>DEPART FUKUOKA AP (Domestic Terminal)</b>	<b>1200</b>	<b>2230</b>
DPART FUKUOKA AP (International Terminal)	1210 (ETD)	2240 (ETD)
ARRIVE CFAS BUS STATION (Bldg.#203)	1400 (ETA)	<del>0030 (ETA)</del> <b>0100 (ETA)</b>

# TRANSPORTATION

## BASE SHUTTLE



### AM RUN



### AM Run

Bus Stop Location	Round 1	Round 2	Round 3
1 <b>M/B HSG</b>	6:15	6:55	7:45
2 <b>Fleet Landing①</b>	6:22	7:02	7:52
3 <b>Galaxies①</b>	6:23	7:03	7:53
4 <b>Fleet Gym①</b>	6:25	7:05	7:55
5 <b>Food Court</b>	6:27	7:07	7:57
6 <b>CBH-98</b>	6:29	7:09	7:59
7 <b>Galley &amp; N/Lodge</b>	6:31	7:11	8:01
8 <b>Harbor View Club</b>	6:33	7:13	8:03
9 <b>Fleet Landing②</b>	6:35	7:15	8:05
10 <b>Galaxies②</b>	6:36	7:16	END
11 <b>M/B HSG (Arrival)</b>	6:45	7:25	

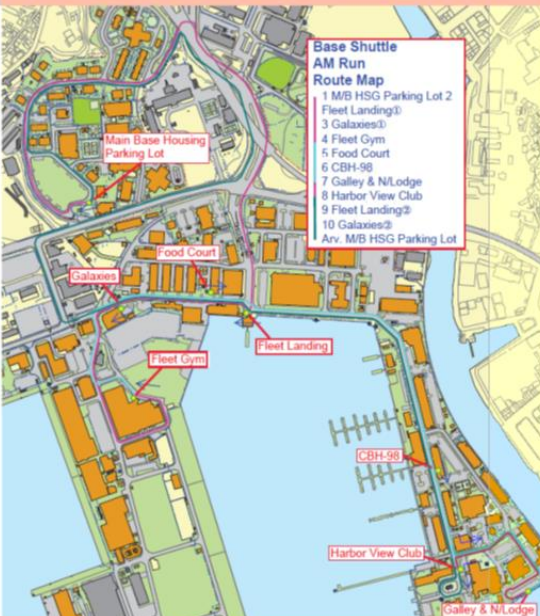
Effective 10 Jul 23

# TRANSPORTATION

## BASE SHUTTLE



### AM RUN



### AM Run

Bus Stop Location	Round 1	Round 2	Round 3
1 <b>M/B HSG</b>	6:15	6:55	7:45
2 <b>Fleet Landing①</b>	6:22	7:02	7:52
3 <b>Galaxies①</b>	6:23	7:03	7:53
4 <b>Fleet Gym①</b>	6:25	7:05	7:55
5 <b>Food Court</b>	6:27	7:07	7:57
6 <b>CBH-98</b>	6:29	7:09	7:59
7 <b>Galley &amp; N/Lodge</b>	6:31	7:11	8:01
8 <b>Harbor View Club</b>	6:33	7:13	8:03
9 <b>Fleet Landing②</b>	6:35	7:15	8:05
10 <b>Galaxies②</b>	6:36	7:16	END
11 <b>M/B HSG (Arrival)</b>	6:45	7:25	

Effective 10 Jul 23

## TRANSPORTATION BASE SHUTTLE SCHEDULE



### AM Run

	Bus Stop Location	Round 1	Round 2	Round 3
1	<b>M/B HSG</b>	6:15	6:55	7:45
2	Fleet Landing①	6:22	7:02	7:52
3	Galaxies①	6:23	7:03	7:53
4	Fleet Gym①	6:25	7:05	7:55
5	Food Court	6:27	7:07	7:57
6	CBH-98	6:29	7:09	7:59
7	Galley & N/Lodge	6:31	7:11	8:01
8	Harbor View Club	6:33	7:13	8:03
9	Fleet Landing②	6:35	7:15	8:05
10	Galaxies②	6:36	7:16	END
11	<b>M/B HSG (Arrival)</b>	6:45	7:25	

### MID Run

	Bus Stop Location	Round 1	Round 2
1	Fleet Gym	11:36	12:30
2	Food Court	11:38	12:32
3	CBH-98	11:40	12:34
4	Galley & N/Lodge	11:42	12:36
5	Harbor View Club	11:44	12:38
6	Fleet Landing	11:46	12:40
7	<b>M/B HSG</b>	12:12	12:50
8	Fleet Gym (Arrival)	12:20	END

### PM Run

	Bus Stop Location	Round 1	Round 2	Round 3
1	Fleet Gym	15:36	16:30	17:10
2	Food Court	15:38	16:32	17:12
3	CBH-98	15:40	16:34	17:14
4	Galley & N/Lodge	15:42	16:36	17:16
5	Harbor View Club	15:44	16:38	17:18
6	Fleet Landing	15:46	16:40	17:20
7	<b>M/B HSG</b>	16:12	16:50	END
8	Fleet Gym (Arrival)	16:20	16:58	





## Taxi and Daiko Companies

Available in Sasebo

### TAXI COMPANIES WITH BASE ACCESS

#### TELEPHONE

KING TAXI	0956-22-4136
KOKUSAI TAXI	0956-33-5931
LUCKY JIDOSHA	0956-24-7711
MOTOMACHI TAXI	0956-22-6101
NAGASAKI DAICHI KOTSU	0956-48-7191
OK TAXI	0956-24-5963
SANKO DAICHI KOTSU	0956-31-7373
SASEBO KANKO TAXI	0956-33-8181
SASEBO TAXI	0956-27-3636
SEVEN TAXI	0956-24-7711
HIROYAMA TAXI	0956-24-5044
SILVER TAXI	0956-28-1879
TENJIN TAXI	0956-22-6101

### DAIKO SERVICE

#### TELEPHONE

UNCLE DAIKO (ON/OFF BASE)	090-6421-4154
CAR'S DAIKO (OFF BASE)	090-6771-4758
KYO-MACHI DAIKO (OFF BASE)	0956-23-0373



### **CFAS Religious Ministries**

Facilitates the free exercise of religion for all authorized personnel by providing opportunities for worship, religious education, and spiritual development, provide timely and effective pastoral care, and promotes the general well-being of the command personnel by providing counsel on matters of religion, morale, and ethics.

Regions Social Services available through CFAS Religious Ministries:

1. Counseling - all counseling is 100% confidential.
2. Suicide Prevention - if you or someone you know is struggling with suicidal thoughts, please contact our Duty Chaplain (090-3325-6494)
3. Baptisms and Dedications - if you are wishing to be baptized, or to have a baby baptism or child dedication service, please contact the CFAS Chaplains Office.
4. Premarital Counseling - for those couples considering marriage, we offer premarital counseling.
5. Facilities usage - if you need to reserve space in the CEC, call the CFAS Chaplains office.
6. COMREL (Community Relations Projects) - these events create goodwill, deepen our appreciation of other cultures, and build bridges between the United States and the international community.
7. Retreats (CREDO Sasebo Detachment) - we offer CREDO Marriage Enrichment Retreats, Family Retreats, as well as CREDO Personal Growth Retreats throughout the year.
8. Family Programs (Chili Contest, Thanksgiving dinner, VBS, AWANA)
9. General Bible Studies
10. Stress Management & Marriage/Relationship classes.
11. Holiday Events and religious/social programs (Thanksgiving, Christmas, New Year, Easter etc)

#### **Phone Numbers**

Main Base Chapel: 252-3380

Hario Chapel: 252-8945

Chaplain Command Phone: 090-1467-5612 / 080-1044-4831

Chaplain Duty Phone: 090-3325-6494

#### **Main Base Religious Service Schedule**

##### **Roman Catholic**

Sunday Mass: 0900

Weekday Mass: Mon/Wed/Thur 1200

##### **Protestant**

Sunday Service: 1100

Women's Bible Study: Tues 0900

Bible Study: Wed 1700

##### **Lay Lead Communities**

##### **Nichiren Daishonin Buddhism (SGI-USA)**

2<sup>nd</sup> Saturday in Classroom D&E: 1000

##### **7<sup>th</sup> Day Adventist**

Saturday in Classroom F&G 110

#### **Hario Religious Service Schedule**

##### **Roman Catholic**

Weekday Mass: Tues 1200

##### **Lay Lead Communities**

##### **Protestant**

Sunday: 1000

Bible Study: Wed 1800

Awana: Sun 1530 (Oct-May (School Year))

##### **New Life (Gospel)**

Sunday: 1130

Bible Study: Tue 1800

**CFAS Emergency Management Department**



**COMMANDER, FLEET ACTIVITIES SASEBO  
EMERGENCY MANAGEMENT DEPARTMENT**

Email: [CFAS-EM@us.navy.mil](mailto:CFAS-EM@us.navy.mil)

<https://cnrj.cnmc.navy.mil/Installations/CFA-Sasebo/Departments/Emergency-Management/>

Phone: 252-2300

**AtHoc Mass Warning Notifications System**

CFA Sasebo utilizes AtHoc Mass Warning Notifications System to alert the installation population to a variety of weather and safety concerns.

- All personnel to include tenants, should register as soon as possible after arrival.

Dependents can be added to their sponsors account.

- Active duty and civilian employees with a CAC and an One-Net account can access AtHoc via the self-service option.

- Review information regularly and when major life changes occur-marriage, birth of a child, moving to a new house, change of command, etc.



### Tropical Cyclone Condition of Readiness (TCCOR)

- Tropical Cyclone Condition of Readiness is a standardized preparedness system in response to Tropical Cyclones.
- There are several TCCOR levels that are all scheduled from the estimated weather forecast of storm destructive and/or damaging winds.
  - Enhances preparedness
  - Allows time to take action
  - Gives awareness of severity possibility



### Tropical Cyclone Conditions of Readiness (TCCOR)

Storm Watch	Sustained winds are possible. (35-49 knots)
TCCOR 5	Destructive winds are possible within 96 hours. (50+ knots)
TCCOR 4	Destructive winds are possible within 72 hours. (50+ knots)
TCCOR 3	Destructive winds are possible within 48 hours. (50+ knots)
TCCOR 2	Destructive winds are anticipated within 24 hours. (50+ knots)
TCCOR 1	Destructive winds are anticipated within 12 hours. (50+ knots)
TCCOR 1 Emergency	Destructive winds are occurring. (50+ knots)
TCCOR 1 Recovery	Destructive winds have subsided and are no longer forecasted to occur.
All Clear	Destructive winds have passed and are no longer forecasted to occur.

**Be Prepared! Be Informed! Be Ready!**

**If an emergency occurs, call 911:**

from an on-base phone dial 911

from a cell phone on-base/off-base dial 0956-50-0911

10 AUG 2022

## What is a NEO?

An operation directed by the Department of State, the Department of Defense, or other appropriate authority whereby noncombatants in a foreign country are evacuated to a safe haven or to the United States when their lives are endangered by war, civil unrest, or natural disaster.

## When is a NEO ordered?

- **Armed Conflicts**
  - Attack on Japan, Terrorism targeting US Civilians
- **Civil Disorders**
  - Riots, Violent Political Demonstrations
- **Natural Disasters**
  - Typhoons, Earthquakes, Floods, Tsunami, etc.

## What's in a NEO Packet?

- **Identification**
  - Passport
  - US Military ID
  - Birth Certificate
  - Marriage License
  - Naturalization Certificate
  - Alien Registration Card



## **FFSC Family Employment Readiness Program (FERP) Resources**

### **FERP**

Our program provides basic information, materials, consultations, workshops, and referrals relating to family member employment services available through FFSC.

### ***Fleet and Family Support Center (FFSC) FERP Classes, Workshops and Trainings***

For more information regarding topics, schedules and to register, please call 252-FFSC (3372).

- Resume Writing
- Job Search Strategies
- Federal Employment
- Interview Skills
- Understanding KSAs (Knowledge, Skills, and Abilities)
- Career Exploration
- Volunteering
- 1 on 1 Consultations
- Volunteer Opportunities: A good way to get your foot in the door and network with potential employers is to volunteer. FFSC has options and information for volunteer opportunities. Contact 252-3372 for more information.

### ***Tips for Job Searching in Sasebo***

The first tip is patience. The job market is very tight in Sasebo because it is such a small community. There are plenty of hourly positions available through MWR at their locations around base such as the gym, restaurants, bowling alley, and childcare centers. The NEX and DECA (Commissary) typically have positions available as well. Professional positions are hard to come by -- especially at the post-baccalaureate level. Consider volunteer positions to gain valuable resume experience and prevent gaps in your resume. Networking is key to the success of your job search.

### Department of the Navy Jobs at CFAS

- CNRJ HRO: [http://www.cnrc.navy.mil/regions/cnrj/om/human\\_resources.html](http://www.cnrc.navy.mil/regions/cnrj/om/human_resources.html)
- MWR SASEBO: [http://www.cnrc.navy.mil/regions/cnrj/installations/cfa\\_sasebo/ffr/MWR\\_Sasebo.html](http://www.cnrc.navy.mil/regions/cnrj/installations/cfa_sasebo/ffr/MWR_Sasebo.html)
- United States Naval Hospital Yokosuka, Branch Health Clinic Sasebo: <http://www.med.navy.mil/sites/nhyoko/pages/jobs.aspx>
- Navy Exchange (NEX) <https://www.mynavyexchange.com/work4us/>
- DECA Commissary: [http://www.commissaries.com/inside\\_deca/HR/employment\\_opportunities.cfm](http://www.commissaries.com/inside_deca/HR/employment_opportunities.cfm)
- FISC Yokosuka & Sasebo: <https://www.navsup.navy.mil/navsup/jobs>
- SRF U.S. Naval Ship Repair Facility (Yokosuka & Sasebo): <http://www.srf.navy.mil/>

### Supporting Organizations Jobs at CFAS

- Navy Marine Corps Relief Society: <http://www.nmcrrs.org/jobs>
- USO: <http://uso.org/careers> or <http://uso.balancetrak.com/>
- DODDS Careers: <http://www.dodea.edu/Offices/HR/onlineapplication/submitApplication.cfm>
- Navy Federal Credit Union: <https://www.navyfederal.org/about/careers.php>
- Community Bank: [http://www.dodcommunitybank.com/home/customer\\_service/careers](http://www.dodcommunitybank.com/home/customer_service/careers)
- University of Maryland University College: <http://www.asia.umuc.edu>

### Worldwide Organizations

- USA Jobs: <http://www.usajobs.gov/>
- Federal Jobs: <http://www.americajob.com>
- Zeiders: [www.zeiders.com](http://www.zeiders.com)
- Department of Defense Education Activity (DoDEA): <http://www.dodea.edu/Offices/HR/employment/>
- Department of Navy Civilian Human Resources: <http://www.donhr.navy.mil>
- AMSEC/Northrop Grumman: [www.amsec.com](http://www.amsec.com)
- General Dynamics Information Technology: <http://www.gdit.com/careers/>
- Armed Forces Services Corporation (AFSC): <https://www.afsc.com/careers.html>

FFSC Sponsorship On-Demand



# SASEBO SPONSORSHIP ON-DEMAND

## PCS-ING to Sasebo?

*Ask the Experts!*

CFAS representatives will be available to answer your questions!

**MORE INFORMATION:**  
252-3372  
FFSCSasebo@us.navy.mil

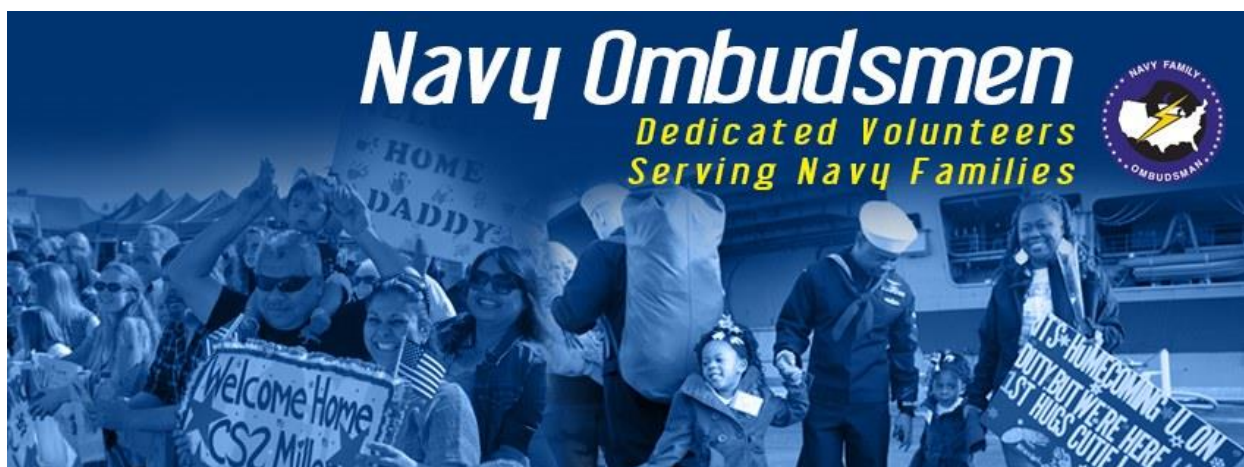
**EVERY 2ND &  
4TH FRIDAY  
0800-0900 JST**

**Join  
Here!**



**MICROSOFT TEAMS MEETING**  
**GO TO: [HTTPS://TINYURL.COM/FFSCSasebo](https://tinyurl.com/FFSCSasebo)**  
**CALL IN AT: 410-874-6751 | CONFERENCE ID:**  
**313452208#**





### **Connect with your Command Ombudsman and Family Readiness Group**

Have you reached out to your command family Ombudsman recently? If so, then you are aware that your Ombudsman is a trained volunteer who has been officially appointed by the Commanding Officer to serve as an information link between command leadership and Navy families. Your Ombudsman may have reached out to you upon your arrival to a new duty station or presented at your command deployment brief.

Ombudsmen may distribute vital command information and resources and may also maintain an official Facebook page, where you can connect and communicate with them and other families. Whatever the means of communication, it is important to make sure that you are connected to your Ombudsman and are receiving the valuable information that they provide.

Ombudsmen are required to report all known or suspected child abuse/neglect, domestic abuse, suspected/potential homicides, suspected/potential suicidal risks, sexual assaults.

Family Readiness Groups (FRGs) are non-federal entities that provide family members with a support network that is informational and social. They provide support during deployments, help families adjust to challenges and to support one another in time of personal crises, and coordinate social events.

Ombudsmen and FRGS work together to support Navy families. Both are an integral part of a support network. They are here to support you!





## How to Contact Your Gaining Command Ombudsman?

<b>SASEBO AREA OMBUDSMEN CONTACT INFORMATION</b>	
ATG West Pac	atgwp.sasebo.ombudsman@gmail.com
CFAS	cfasombudsman@gmail.com
CFAS Hario Village	Cfasombudsman.hario@gmail.com
CPR-11	cpr11ombudsman@gmail.com
DSO	dsopacombudsman@gmail.com
MCMRON7	mcmron7ombud@gmail.com
NBHC	nbhcsaseboombudsman@gmail.com
NBU-7	nbu7ombudsman@gmail.com
NMC EAST ASIA DIV DET SASEBO (NMC)	nmcsaseboombudsman@gmail.com
USS AMERICA	americaombudsman@gmail.com
USS CHIEF	uss.chief.ombudsman@gmail.com
USS GREEN BAY	ussgreenbay.ombudsman@gmail.com
USS NEW ORLEANS	18ombudsman@gmail.com
USS PATRIOT	usspatriot.ombudsman@gmail.com
USS PIONEER	usspioneerombudsman@gmail.com
USS RUSHMORE	rushmoreombudsman2@gmail.com
USS WARRIOR	warriorombudsman@yahoo.com

## Navy Marine Corps Relief Society

### How We Help:

## NAVY-MARINE CORPS RELIEF SOCIETY

### MAKING A DIFFERENCE FOR SAILORS, MARINES AND THEIR FAMILIES.

For over a century, NMCRS has provided financial, educational, and other assistance to active duty and retired members of the Navy and Marine Corps, and their eligible family members.



#### NMCRS OFFICES

Offices are located on Navy and Marine Corps installations worldwide and on ships. Find contact information, hours, and other details about the office near you at [nmcrs.org](http://nmcrs.org).



#### VISITING NURSE PROGRAM

Our registered nurses provide health education for all stages of life via home and virtual visits. This includes prenatal, newborn, pediatric and adult health concerns for our eligible clients. Class offerings vary by site. Please contact your local NMCRS office for more information.



#### FINANCIAL ASSISTANCE

From car repairs to unexpected bills, things happen in life. NMCRS is here to provide a judgment free, safe place to help our Sailors and Marines in a financial challenge.



#### BUDGET FOR BABY® WORKSHOP

Welcoming a new family member is exciting. To prepare for the changing financial situation a new baby has on a family, the Society offers free workshops to expectant parents. All eligible clients will receive a handcrafted blanket and gift card.



#### FINANCIAL EDUCATION

NMCRS helps clients understand their financial situation, prepare a budget, and gain awareness of available resources.



#### EDUCATION ASSISTANCE

The NMCRS Education Assistance Program offers grants and interest free loans to children, under 23, and spouses of active duty, retired and deceased Sailors and Marines.



#### QUICK ASSIST LOAN®

When an active duty client has urgent financial needs, NMCRS QALs may help. No appointment is needed, and an interest-free loan up to \$1,000 may be processed in 15 minutes.



#### THRIFT SHOPS / UNIFORM LOCKER

NMCRS offers thrift shops or uniform lockers at many of our locations. Clients save money on gently-used household items and clothing. Our uniform lockers offer uniforms exclusively to active duty members. Thrift shop merchandise, hours, and shopper eligibility may vary by location.



#### EMERGENCY TRAVEL

When a loved one is sick or dying, the Society helps with travel arrangements and financial assistance.



#### DISASTER RELIEF

When natural disasters strike, NMCRS is there to provide help from base evacuations to clean up after the storm.



#### VOLUNTEERING

Volunteers are the backbone of the Society. NMCRS offers a wide range of opportunities for volunteers to share and grow their skills and talents while giving back to the community.



NAVY-MARINE CORPS  
RELIEF SOCIETY

Sasebo Office  
BLDG 155 Second Floor  
DSN 315-252-3366 COM 0956-50-3366  
[sasebo@nmcrs.org](mailto:sasebo@nmcrs.org)

For more information on assistance and eligibility, visit our website.



Red Cross



**American  
Red Cross**

Service to the Armed Forces

## **Emergency Communication Messaging**

**If you experience an emergency, such as the death or serious illness of an immediate family member, contact the Red Cross 24 hours a day, 7 days a week.**

**Call toll free at 877-272-7337 or**

**Online at [redcross.org/HeroCareNetwork](https://redcross.org/HeroCareNetwork) or**

**Via the Red Cross Hero Care mobile app.**

---

### **About Your Service Member:**

**You will be asked to provide information about your service member for message delivery, and information on the nature of the situation. The Red Cross sends verified reports of the emergency to your service member's command, enabling them to determine the need for your service member to return home on emergency leave.**

**Legal name:**

**Military Installation:**

**Branch of service:**

**Command:**

**Rank:**

**Last four digits of SSN or Date of Birth:**

---

### **Access to Financial Assistance**

**If your family has an emergency financial need, the Red Cross, in partnership with military aid societies, provides access to emergency financial assistance.**

**Call toll free at 877-272-7337, 24 hours a day, 7 days a week.**



**American  
Red Cross**

Service to the Armed Forces

## **WE NEED VOLUNTEERS!**

**To Learn about the Red Cross and volunteer opportunities send  
us an email or a Facebook message!**

**Email: [Sasebo@redcross.org](mailto:Sasebo@redcross.org)**

**Facebook: American Red Cross Sasebo**

---

### **WHAT CAN VOLUNTEERING DO FOR YOU?**

#### **Boosts Your Health**



- Decreases the risk of depression
- Helps you to stay physically and mentally active

#### **Gives You Purpose**



- Allows you to perform critical roles while assisting others
- Connects you with your community
- Teaches valuable professional skills

#### **Relieves Stress**



- Enhances your social networks to buffer stress
- Volunteering helps you meet others and develop new relationships, both personally and professionally

## CFAS Safety Department

### Driving In Japan



#### 1. Obtaining a Driver's License

##### a. Privately Owned Vehicle (POV) Driver's License

###### ❖ Required Documents

**Active Duty:** Most updated Orders, a valid U.S. Driver's License, AOB/ICR Certification and CAC

\*Under age 26: A copy of 'Driving for Life' Certificate or equivalent course (e.g. Driver Awareness Training (CMCSDDAT01) 4-hour online course on MarineNet

<https://www.marinenet.usmc.mil/marinenet/ssologin.aspx?ReturnUrl=/id3/api/redirect?app=aem/>)

\* E4 and below: Special Request Chit for moving off base signed by CO/OIC or signed Housing Lease

**Family Members of Active Duty:** Sponsor's Orders, a valid U.S. or Approved Country Driver's License, AOB/ICR Certification, Dependent ID and Family Entry Approval, Dependent Entry Approval, or Command Sponsorship Letter

**USCS Employees/Contractors and their Family Members:** Letter of Employment under SOFA Article I, which includes SOFA expiration date and sponsored dependent names, a valid U.S. or Approved Country Driver's License and AOB/ICR Certification and CAC/Dependent ID

**NOTICE:** Before your PCS to Japan, ensure you have a valid US driver's license or Approved Country that will remain valid for your entire tour in Sasebo.

Note: Approved countries are Australia, Austria, Belgium, Canada, Czech Republic, Denmark, Finland, France, Germany, Greece, Iceland, Ireland, Italy, Luxembourg, Netherlands, New Zealand, Norway, Portugal, South Korea, Spain, Sweden, Switzerland, Taiwan and the United Kingdom.

###### ❖ Transferring directly from the USFJ Installations

Renewals may be issued without a written test up to 30 days, after the USFJ Form 4EJ POV permit has expired; however, attending and completing the AOB/ICR cannot be waived.

Please refer to CFAS INST 5800.1 series Article 1 for more details and check the online renewal availabilities for your state at <https://www.usa.gov/motor-vehicle-services>.

###### ❖ New Drivers or those who have never had a driver's license

SOFA personnel and their family members who do not possess a current, valid USFJ Form 4EJ POV permit or a license from one of the countries listed in the (Note) aforementioned may be issued a USFJ Form 4EJ POV permit after successfully completing a 45-hour driver's education course, local hazard traffic safety class and both a written and practical driving examination. Japanese nationals sponsored under SOFA who possess a valid Japanese driver's license are exempt from the written examination.

< Steps for obtaining SOFA license for New Drivers >

1. Complete the AOB/ICR Class
2. Take and pass the Written Test for Learner's Permit (Sign up through FFSC at the AOB Class)
3. Complete the New Driver's Course (45-hour driver's education course)
4. Complete the 30 day on base practicing
5. Take and pass the Road Test (Email CFAS Safety office for appointment)

Those who wish to sign up for the New Driver's Course (approx. for six days) must contact the Program Coordinator/Instructor in Iwakuni, Kadena Yokosuka, or Yokota; CFAS Safety doesn't control any these courses.

POC at the nearest MCAS Iwakuni course:

Email: [OMBIwakuni.DriversEducationCourse@usmc-mccs.org](mailto:OMBIwakuni.DriversEducationCourse@usmc-mccs.org)

DSN: 315-253-5996 / LOCAL: 0827-79-5996 / COMM: 011-81-827-79-5996

It is against Japanese law to drive any “vehicles” with open-toe footwear such as sandals, high heels, and/or bare feet: NO Sandals / NO High Heels / NO Bare Feet

**b. Government Owned Vehicle (GOV) Driver’s License**

❖ **Required Documents**

**Active Duty:** GOV application form signed by applicant’s CO, OIC, Division Head, and/or senior civilian supervisor and CAC (See Article 11 of CFAS INST 5800.1 series)

\*Under age 26: A copy of 'Driving for Life' certificate or equivalent course. (e.g. Driver Awareness Training (CMCSDDAT01) 4-hour online course on MarineNet)

**IMPORTANT NOTICE:** Renewal action for SOFA license begins 90 days before expiration, and a written test will be required if the license is allowed to expire, even by just one day.

**2. Study Guides for Driving in Japan**

Access the following CFAS Traffic Safety website and download “Traffic Safety In Japan” and “Road Signs.”



Scan to visit  
CFAS  
Safety

<https://cnrj.cnmc.navy.mil/Installations/CFA-Sasebo/Departments/Safety/Drivers-License-Traffic-Safety/>

**CFAS Safety Office Traffic Section:** BLDG 155, 1st Floor (Room 101)

**BY APPOINTMENT ONLY (NO WALK-INS)**

For appointments and inquiries, please email [cfaslicense@us.navy.mil](mailto:cfaslicense@us.navy.mil)

**CUSTOMER SERVICE**

Monday to Wednesday: 0800-1200/1300-1500

Thursday: Closed for AOB/ICR Test and Administrative Duties

Friday: 1000-1200 / 1300-1500

\*Service hours subject to change for federal holidays and office functions

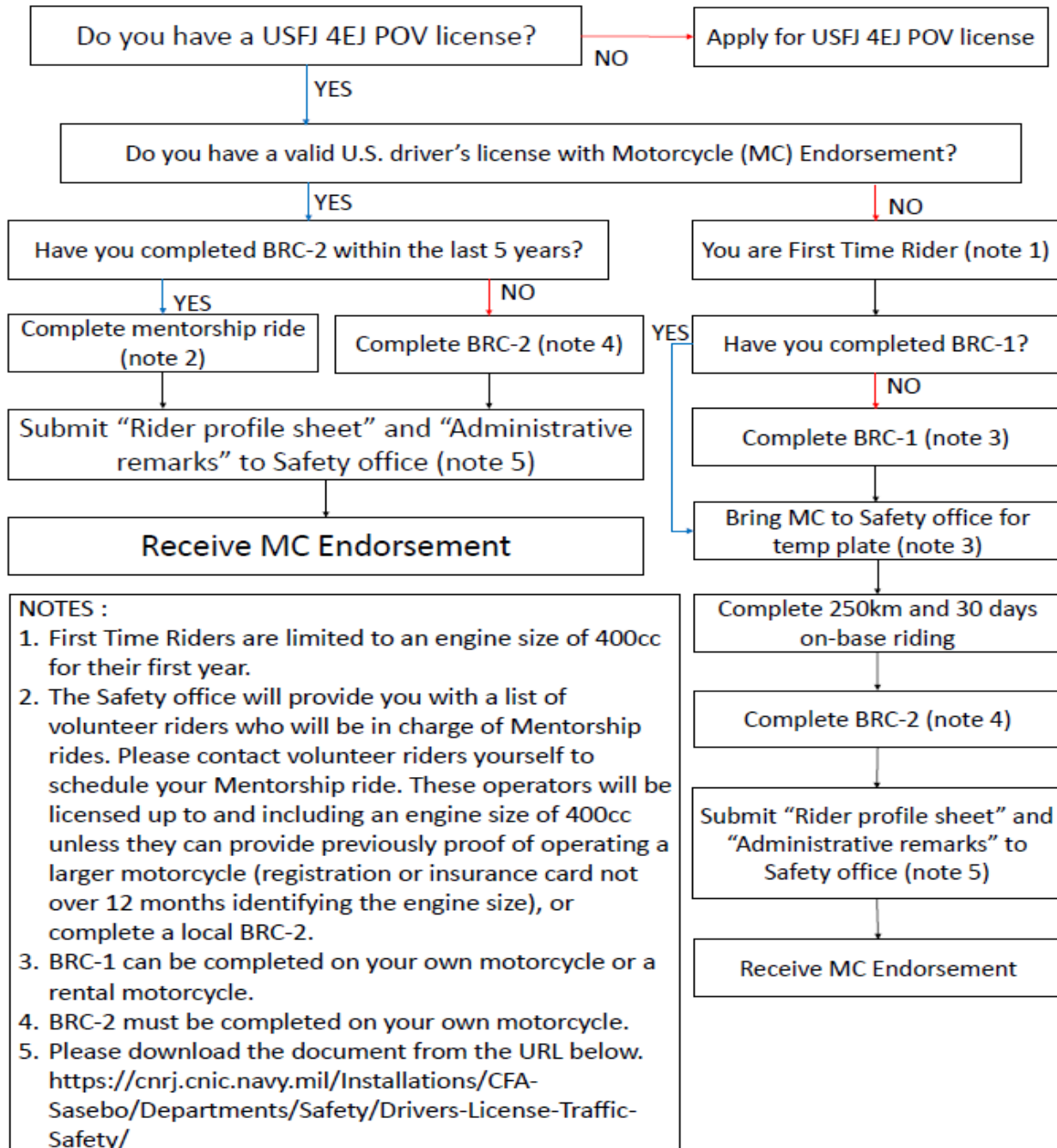


Scan to email

### 3. Motorcycle Operator License

Members are not authorized to operate a motorcycle on or off-base until an appropriate USFJ Form 4EJ motorcycle operator's permit is issued by COMFLEACT Sasebo Safety Department. The SOFA personnel and their family members will follow the below process to obtain an USFJ 4EJ motorcycle operator's permit.

## CFAS MOTORCYCLE LICENSING PROCESS



## Motorcycle FAQs

Q. How do I apply for the BRC?

A. Apply via ESAMS. You will be placed on the waitlist first. When you submit all requirement to the CFAS installation Safety office, your status will change from the waitlist to enroll.

Q. Is there a motorcycle to use at the BRC?

A. Unfortunately, we don't have any motorcycles for students. Students must provide training motorcycles themselves. For BRC-1, both your own motorcycle and rental motorcycle are authorized. For BRC-2, only your own motorcycle is authorized.

Q. How do I transport a motorcycle to the range?

A. The motorcycle must be transported to the range by a method other than riding by BRC-1/BRC-2 student. Examples, rent a truck from base rental car service then transport or ask MC license holder to ride the MC to the range for you. You must request an access pass to the Akasaki area at the CFAS vehicle registration office (VRO).

Q. I have a U.S. motorcycle license and I already took BRC1 and BRC-2. How do I obtain a motorcycle license at CFAS?

A. MC endorsement can be obtained by taking a mentorship ride after obtaining a regular vehicle SOFA driver's license. The Installation Safety Office will provide you with a list of volunteer riders who provide mentorship rides, please contact them to schedule a mentorship ride. If you do not have documentation to prove the engine size endorsement for the first year, you will not be will be allowed to operate a MC up to that engine size. If you have documentation, you will be allowed up to that engine size. The documentation must be less than 12 months old.

Q. What paperwork do I need to attend the BRC?

A. Download all required documents via ESAMS and submit them prior to the class. In addition, BRC-1 students must complete a free e-course and submit the certificate of completion.

The course schedule is in ESAMS.

Motorcycle Safety Foundation (MSF) courses and license Information call: DSN 315-252-2703



#### **4. Remedial Driver Training/Equivalent Course as Driving for Life**

American Automotive Association-Driver Improvement Program (AAA-DIP) classes are held at the Installation Safety Office in Sasebo monthly. Enroll via ESAMS.

One of 'Driving for Life' equivalent courses is a Driver Awareness Training (CMCSDDAT01) 4-hour online course on MarineNet.

#### **5. Traffic Accidents**

There are two types of accidents:

- Accidents causing the death or injury of a person
- Accidents resulting in property damage only

If you are involved in an accident, report it to the Military Security Police and/or Japanese police ASAP.

**\*\*Never leave the scene of an accident\*\***

**DON'T LEAVE UNTIL SECURITY RELEASES YOU!**

**FOR EMERGENCY – Call Dispatch Center at 0956-50-0911**

#### **6. Safety Requirements for Children and Pets**

DRIVERS WILL NOT ALLOW CHILDREN TO BE LEFT ALONE IN A VEHICLE AT ANY TIME, OR CHILDREN OF ANY AGE TO BE LEFT ALONE IN A VEHICLE WHEN CONDITIONS ARE NOT APPROPRIATE (SUCH AS A HOT DAY)

PETS WILL NOT BE LEFT UNATTENDED IN VEHICLE AT ANY TIME.

#### **\* LEAVING A CHILD OR PET UNATTENDED IN VEHICLE CAUSING INJURY OR DEATH**

In the case of abandonment of a guardian, there is a possibility of being punished with "imprisonment, with work for 3 months or more and 5 years or less", and if the person requiring assistance is injured as a result, "imprisonment with work for 3 months or more and 15 years or less" imprisonment, If the person requiring assistance dies, it may be punished with "imprisonment with work for 3 years or more".

#### **7. Reporting a Mishap**

A mishap is an unplanned occurrence, or series of occurrences, that results in damage or injury. The sole purpose for safety investigations is to prevent future mishaps.

##### **❖ How to report a Mishap**

- (1) Report mishaps immediately to your supervisor and Department Safety Representative
- (2) Mishaps must be documented via RMI, Supervisor's Mishap Report
- (3) A report must be submitted to Installation Safety Office not later than 72 hours of the mishap

Each employee is responsible for prompt reporting to their immediate supervisor of any unsafe conditions, occupational injuries or illnesses, property damage resulting from a mishap or any hazards which could affect the health and well-being of employees that has been encountered or observed during the course of a work day. Violations of Safety and Occupational Health regulations or instructions can result in disciplinary action as appropriate.

##### **❖ Reporting a Hazard / Unsafe Condition**

A hazard is a condition, procedure, or practice that creates the potential for producing death, injury, illness, fire, property damage, equipment damage, or environmental damage. Everyone has the right and responsibility to report hazards.

❖ How to Report a Hazard

Notify supervisor and Department Safety Representative of the hazard. Report hazards that cannot be eliminated immediately to the Installation Safety Office via the ESAMS, telephone, e-mail or in person.

❖ Top 3 Mishaps on CFAS

- #1. Motor Vehicle (four-wheeled and two-wheeled)
- #2. Operational and Industrial
- #3. Miscellaneous (Lacerations, Slips Trips & Falls)

❖ General Safety

- Keep sidewalks free of debris
- Never leave a child unattended in a vehicle.
- Helmets are required when bicycling. Headlamp, Bell/horn, and Reflectors on all sides of your bicycle are required when registering your bicycle at the installation security office.
- On-base running/jogging - Wear reflective material in low light / dark conditions
- All personnel shall comply with the safety regulations when using cellular phones, portable headphones, earphones or other listening devices while jogging, walking, bicycling, skating or operating motor vehicles onboard CFAS and facilities located in CFAS AOR
- Use provided crosswalks and look both ways / be vigilant by making eye contact with drivers before crossing.

❖ Please find the CFAS Instruction 5800.1 series on CFAS Traffic Administrative Forum webpage at:

<https://cnrj.cnmc.navy.mil/Installations/CFA-Sasebo/Departments/Security/Traffic-Administrative-Forum/>





## USO



Sasebo

### Fleet Landing

Mon, Weds, Thurs: 1100-2000  
Fri, Sat: 1100-2200  
Tuesday: Closed

### Nimitz

Mon & Weds: Closed  
Tues, Thurs, Sun: 1200-2000  
Fri & Sat: 1200-2200



We are a full-service USO center, and provide a friendly and comfortable environment. We offer amenities including computer use with CAC card readers, Wi-Fi, a phone that can be used to call the U.S., Canada, and Mexico, snacks, drinks and a "home away from home" environment. Come take a seat on our couches and enjoy watching TV using one of our provided streaming services or play video games on our new consoles!



#### LOCATION

Bldg. 128  
Next to Food Court



#### CONNECT WITH US

Facebook: /SaseboUSO  
Instagram: @usosasebo



#### CONTACT US

usosasebo@uso.org  
DSN: 252-3873



### Sasebo

The USO strengthens America's military service members by keeping them connected to family, home, and country, throughout their service to the nation.



We have 2 USO locations: main base and in Nimitz Park.



We welcome all active duty service members & their families.



We have beverages, snacks, PS5/Xbox & streaming services

### BECOME A VOLUNTEER



The USO needs you! Our centers are 100% volunteer manned, so in order to keep our centers open, we need a steady stream of volunteers. Gain hands-on training while making a positive difference in the lives of service members and their families.

Becoming a part of our USO Sasebo Volunteering family is easy!

1. Go to [www.volunteers.uso.org](http://www.volunteers.uso.org) or scan the USO Volunteer QR code
2. Create and complete a profile
3. Attend orientation and complete a shadow shift

If you have any questions or would like more information on volunteering, please contact [usosasebo@uso.org](mailto:usosasebo@uso.org)

## WOMEN, INFANTS & CHILDREN (WIC) OVERSEAS



# WIC OVERSEAS

WOMEN, INFANTS AND CHILDREN OVERSEAS

SASEBO OFFICE

**The WIC Overseas Program provides several important benefits to help you and your family lead healthier lives.**

**Program services are provided to eligible participants living overseas:**

- Active Duty Military & their Dependents
- DoD Civilian Employees & their Family Members
- DoD Contractors & their Family Members

**Those who may be eligible for the WIC Overseas Services include:**

- Pregnant women—during pregnancy & throughout the first 6 weeks after giving birth
- Mothers—until the infant is 6 months if bottle feeding or age 1 if breastfeeding
- Infants & children—until the end of the month in which they turn age 5 years

**The WIC Overseas Program provides participants & their families with important benefits, including:**

- Nutrition & health screenings
- Nutritious foods- Redeemable food checks called “drafts,” which can be redeemed for specific foods and quantities in overseas commissaries
- Tips on how to prepare balanced meals
- Access to other resources that help families lead healthier lives

**Contact your local WIC Overseas office to determine if you and your children are eligible for the WIC Overseas Program!**

**SASEBO OFFICE HOURS:**  
**TUE, WED, THUR 0730-1600**  
**DSN: 252-8781**  
**JPN Phone: 0956 50 8781**  
**US Phone: 011 81 -956 50 8781**